

**MARK SCHEME for the October/November 2011 question paper  
for the guidance of teachers**

**9701 CHEMISTRY**

**9701/42**

Paper 4 (A2 Structured Questions), maximum raw mark 100

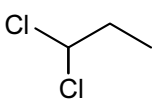
This mark scheme is published as an aid to teachers and candidates, to indicate the requirements of the examination. It shows the basis on which Examiners were instructed to award marks. It does not indicate the details of the discussions that took place at an Examiners' meeting before marking began, which would have considered the acceptability of alternative answers.

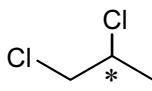
Mark schemes must be read in conjunction with the question papers and the report on the examination.

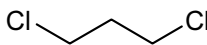
- Cambridge will not enter into discussions or correspondence in connection with these mark schemes.


Cambridge is publishing the mark schemes for the October/November 2011 question papers for most IGCSE, GCE Advanced Level and Advanced Subsidiary Level syllabuses and some Ordinary Level syllabuses.

Page 2	Mark Scheme: Teachers' version	Syllabus	Paper
	GCE A LEVEL – October/November 2011	9701	42

- 1 (a) (i) *either* burn or shine light/uv on mixture of  $H_2 + Cl_2$  but NOT heat [1]
- (ii) red/orange/brown colour of bromine decolourises/disappears  
steamy/misty/white fumes produced  
container gets warm/hot [2]
- (iii)  $H-H = 436$                        $Cl-Cl = 244$                        $H-Cl = 431$   
 $\Delta H = 436 + 244 - 2(431) = -182 \text{ kJ mol}^{-1}$  [2]
- $H-H = 436$                        $Br-Br = 193$                        $H-Br = 366$   
 $\Delta H = 436 + 193 - 2(366) = -103 \text{ kJ mol}^{-1}$  [2]
- (iv) H-Br bond is weaker than the H-Cl bond – allow converse. [1]  
[8]
- (b) (i) light [1]
- (ii) bonds broken = C-H & I-I =  $410 + 151 = 561$   
bonds made = C-I & H-I =  $240 + 299 = 539$   
 $\Delta H = 561 - 539 = +22 \text{ kJ mol}^{-1}$  [2]
- (iii) The overall reaction is endothermic *or* no strong bonds/only weak bonds are formed *or* high  $E_{act}$  [1]  
[4]
- (c) (i) homolytic fission is the breaking of a bond to form (two) radicals/neutral species/odd-electron species [1]
- (ii)  $\bullet CH_2Cl$  [1]  
the C-Br bond is the weakest or needs least energy to break/breaks most easily [1]  
[3]
- (d)
- 






- 4 structures: [2]  
2 or 3 structures: [1]
- Correct chiral atom identified [1]  
[3]
- [Total: 18]**

Page 3	Mark Scheme: Teachers' version	Syllabus	Paper
	GCE A LEVEL – October/November 2011	9701	42

- 2 (a) (i) Order w.r.t.  $[\text{CH}_3\text{CHO}] = 1$  [1]  
Order w.r.t.  $[\text{CH}_3\text{OH}] = 1$  [1]  
Order w.r.t.  $[\text{H}^+] = 1$  [1]
- (ii) rate =  $k[\text{CH}_3\text{CHO}][\text{CH}_3\text{OH}][\text{H}^+]$  [1]
- (iii) units =  $\text{mol}^{-2} \text{dm}^6 \text{s}^{-1}$  [1]
- (iv) rate will be  $2 \times 4 = 8$  times as fast as reaction 1 (relative rate = 8) [1]  
**[6]**

(b)

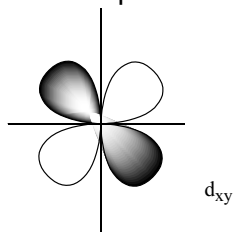
	$[\text{CH}_3\text{CHO}]$ /mol dm <sup>-3</sup>	$[\text{CH}_3\text{OH}]$ /mol dm <sup>-3</sup>	$[\text{H}^+]$ /mol dm <sup>-3</sup>	[acetal <b>A</b> ] /mol dm <sup>-3</sup>	$[\text{H}_2\text{O}]$ /mol dm <sup>-3</sup>
at start	0.20	0.10	0.05	0.00	0.00
at equilibrium	$(0.20 - x)$	<b><math>(0.10 - 2x)</math></b>	<b>0.05</b>	x	<b>x</b>
at equilibrium	<b>0.175</b>	<b>0.05</b>	<b>0.05</b>	0.025	<b>0.025</b>

- (i) 3 values in second row 3 x [1]
- (ii) 4 values in third row 4 x [1]
- (iii)  $K_c = \frac{[\text{acetal A}][\text{H}_2\text{O}]}{[\text{CH}_3\text{CHO}][\text{CH}_3\text{OH}]^2}$  [1]  
units =  $\text{mol}^{-1} \text{dm}^3$  [1]
- (iv)  $K_c = 0.025^2 / (0.175 \times 0.05^2) = \mathbf{1.4(3)}$  ( $\text{mol}^{-1} \text{dm}^3$ ) [1]  
**[max 9]**

**[Total: 15]**

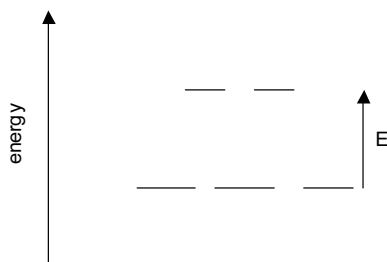
Page 4	Mark Scheme: Teachers' version	Syllabus	Paper
	GCE A LEVEL – October/November 2011	9701	42

3 (a) for example.... also allow  $d_{z^2}$



shape (4 lobes) [1]  
 correct label e.g.  $d_{xy}$  [1]  
**[2]**

(b) (i)



Marks are for 5 degenerate orbitals [1]  
 and 3:2 split [1]

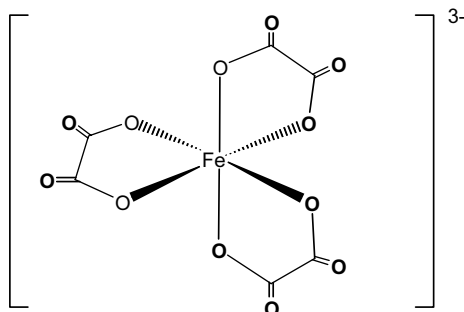
(ii) colour due to the absorption of light NOT emitted light [1]  
 $E = hf$  or photon's energy =  $E$  in above diagram [1]  
 electron promoted from lower to higher orbital [1]

size of  $\Delta E$  depends on the ligand [1]  
 as  $\Delta E$  changes, so does  $f$  in  $E = hf$  [1]  
**[7]**

(c) (i) O.N.(carbon) = +3 ( $4 \times (-2) + 2x = -2$ , thus  $2x = +6$ ) [1]

(ii) O.N. = +3 [1]

(iii)



[2]

(iv)  $2 K_3Fe(C_2O_4)_3 \rightarrow 3 K_2C_2O_4 + 2 FeC_2O_4 + 2 CO_2$  [2]  
 Or  $K_3Fe(C_2O_4)_3 \rightarrow \underline{3/2} K_2C_2O_4 + FeC_2O_4 + CO_2$

**[max 5]**

**[Total: 14]**

<b>Page 5</b>	<b>Mark Scheme: Teachers' version</b>	<b>Syllabus</b>	<b>Paper</b>
	<b>GCE A LEVEL – October/November 2011</b>	<b>9701</b>	<b>42</b>

4 (a) (i)  $C_2H_5NH_2 + HA \rightarrow C_2H_5NH_3^+ + A^-$  (HA can be  $H_2O$ ,  $HCl$  etc.) [1]  
Allow  $\rightleftharpoons$  instead of arrow

(ii)

most basic		least basic
<b>ethylamine</b>	<b>ammonia</b>	<b>phenylamine</b>

[1]

(iii) ethylamine >  $NH_3$  due to electron-donating ethyl/alkyl group [1]  
phenylamine <  $NH_3$  due to delocalisation of lone pair over ring [1]  
[4]

(b) (i)  $C_6H_5OH + OH^- \rightarrow C_6H_5O^- + H_2O$  (or with  $Na^+/H_2O/A^-$ ) [1]

(ii) pKa of nitrophenol is smaller/ $K_a$  is larger because it's a stronger acid/dissociates more than phenol [1]  
stronger because the anionic charge is spread out moreover the  $NO_2$  group or  $NO_2$  is electron-withdrawing [1]

(iii) pKa = 1.0 [1]

(iv) Nitro group increases acidity / electron-withdrawing groups increase acidity [1]  
[5]

(c) (i) **B** is phenyldiazonium cation,  $C_6H_5-N^+ \equiv N$  [1]

(ii)

reaction	reagent(s)	conditions
Step 1	<b><math>NaNO_2 + HCl</math> or <math>HNO_2</math></b> [1]	<b><math>T &lt; 10^\circ C</math></b> [1]
Step 2	<b><math>H_2O / aq</math></b>	<b>heat/boil/<math>T &gt; 10^\circ</math></b> (both) [1]
Step 3	<b><math>HNO_3</math> NB <math>HNO_3(aq)</math> OK for both</b>	<b>dilute</b> (both) [1]

[4]

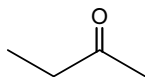
[5]

[Total: 14]

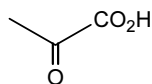
Page 6	Mark Scheme: Teachers' version	Syllabus	Paper
	GCE A LEVEL – October/November 2011	9701	42

- 5 (a) (i) C=C double bonds / alkenes
- (ii) –OH groups / accept alcohols or acids
- (iii) CH<sub>3</sub>CO– or CH<sub>3</sub>CH(OH)– groups
- (iv) carbonyl, >C=O, groups / accept aldehydes and ketones
- 4 × [1]  
[4]

(b)



**D**

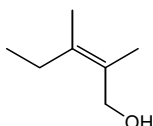


**E**

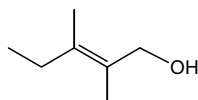
2 × [1]

[2]

(c) isomers of **C**



cis



trans

correct structure (excl. stereochemistry)

[1]

cis and trans drawn correctly

[1]

type of isomerism is **cis-trans or geometrical isomerism**

[1]

[3]

[Total: 9]

Page 7	Mark Scheme: Teachers' version	Syllabus	Paper
	GCE A LEVEL – October/November 2011	9701	42

6 (a) (i)  $2\text{H}_2\text{NCH}_2\text{CO}_2\text{H} \rightarrow \text{H}_2\text{NCH}_2\text{CONHCH}_2\text{CO}_2\text{H} + \text{H}_2\text{O}$  [1]

(ii) Skeletal formula required [1]  
[2]

(b) (i)  $\alpha$  helix [1]  
 $\beta$  pleated sheet [1]

(ii) **Students should choose one of the structures below**

For  $\alpha$  helix:

Need to show a helix  
with C=O - - - H-N  
between turns

For  $\beta$  pleated sheet:

Need to show two parallel 'zig-zag'  
strands with C=O - - - H-N between  
them

Whichever is chosen, overall structure [1] position of H bonds [1]

[4]

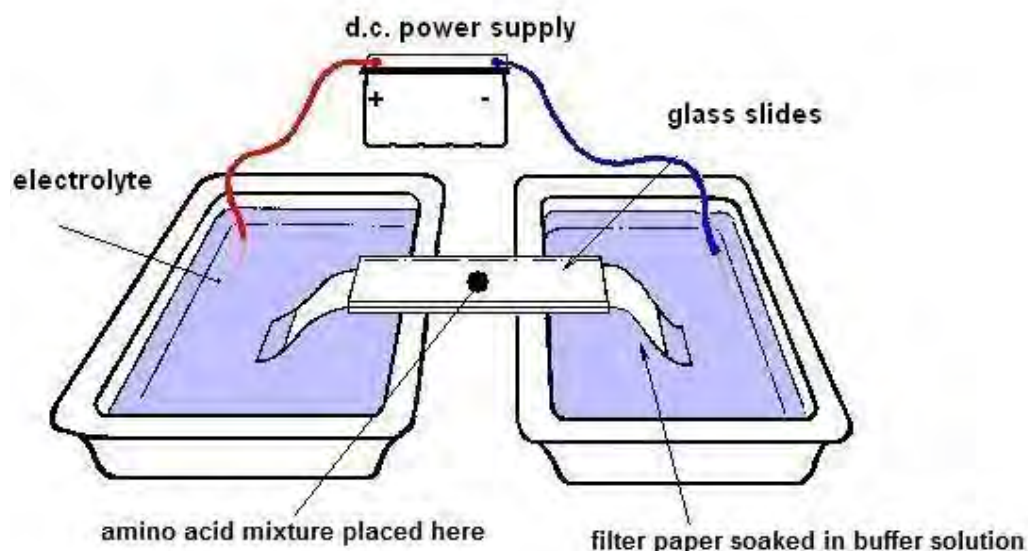
(c)

amino acid residue 1	amino acid residue 2	type of bonding
$-\text{HNCH}(\text{CH}_2\text{CH}_2\text{CH}_2\text{CH}_2\text{NH}_2)\text{CO}-$	$\text{HNCH}(\text{CH}_2\text{CH}_2\text{CO}_2\text{H})\text{CO}-$	Ionic bonds or hydrogen bonds
$-\text{HNCH}(\text{CH}_3)\text{CO}-$	$-\text{HNCH}(\text{CH}_3)\text{CO}-$	van der Waals'
$-\text{HNCH}(\text{CH}_2\text{SH})\text{CO}-$	$-\text{HNCH}(\text{CH}_2\text{SH})\text{CO}-$	Disulfide bonds
$-\text{HNCH}(\text{CH}_2\text{OH})\text{CO}-$	$-\text{HNCH}(\text{CH}_2\text{CO}_2\text{H})\text{CO}-$	Hydrogen bonds

[4]

[Total: 10]

7 (a) Sketch and label the apparatus used to carry out electrophoresis e.g



Marks: power supply / electrolyte + filter paper / buffer / acid mixture central

4 × [1]  
[4]

- (b) (i) pH of the buffer [1]  
Charge on the amino acid species [1]
- (ii) Size of the amino acid species /  $M_r$  [1]  
Voltage applied [1]  
Magnitude of the charge (on the amino acid species) [1]  
Temperature [1]  
(max 3)  
[max 3]
- (c) (i) They have insufficient electron density / only one electron [1]  
(ii) Sulfur [1]  
because it has the greatest atomic number / number of electrons [1]  
[3]

[Total: 10]



8 (a)

traditional material	modern polymer used
Paper/cardboard/wood/leaves hessian/hemp/jute steel/aluminium	PVC in packaging
Cotton/wool/linen	<i>Terylene</i> in fabrics
Glass/china/porcelain/earthenware metal/leather	Polycarbonate bottle

3 → 2 marks, 2 → 1 mark  
[2]

- (b) Reasons: Plastics/polymers pollute the environment for a long time do not decompose/  
 biodegrade quickly [1]  
 They are mainly produced from oil [1]  
 Produce toxic gases on burning [1]  
 max two

Strategy 1: Recycle polymer waste / use renewable resources [1]  
 Strategy 2: Develop biodegradable polymers [1]  
 [max 3]

- (c) PVC [1]  
 Combustion would produce HCl / dioxins as a pollutant [1]  
**or**  
 nylon/acrylic [1]  
 Combustion would produce HCN [1]  
 [2]

(d) (i) Polythene (or other addition polymer) [1]

(ii) Addition polymerisation [1]

The polymer chains don't have strong bonds between them – easy to melt [1]  
 Could be answered with a suitable diagram [3]

[Total: 10]