

Biology

Advanced Subsidiary GCE

Unit **F211**: Cells, Exchange and Transport

Mark Scheme for January 2013

OCR (Oxford Cambridge and RSA) is a leading UK awarding body, providing a wide range of qualifications to meet the needs of candidates of all ages and abilities. OCR qualifications include AS/A Levels, Diplomas, GCSEs, Cambridge Nationals, Cambridge Technicals, Functional Skills, Key Skills, Entry Level qualifications, NVQs and vocational qualifications in areas such as IT, business, languages, teaching/training, administration and secretarial skills.

It is also responsible for developing new specifications to meet national requirements and the needs of students and teachers. OCR is a not-for-profit organisation; any surplus made is invested back into the establishment to help towards the development of qualifications and support, which keep pace with the changing needs of today's society.

This mark scheme is published as an aid to teachers and students, to indicate the requirements of the examination. It shows the basis on which marks were awarded by examiners. It does not indicate the details of the discussions which took place at an examiners' meeting before marking commenced.















All examiners are instructed that alternative correct answers and unexpected approaches in candidates' scripts must be given marks that fairly reflect the relevant knowledge and skills demonstrated.

Mark schemes should be read in conjunction with the published question papers and the report on the examination.

OCR will not enter into any discussion or correspondence in connection with this mark scheme.

© OCR 2013

Annotations

Annotation	Meaning
	Benefit of Doubt
	Contradiction
	Cross
	Error carried forward
	Given Mark
	Extendable horizontal wavy line
	Ignore
	QWC Point
	Benefit of Doubt not given
	additional QWC credit given
	Tick
	Tick 1
	Tick 2
	Omission Mark

Question		Answer	Marks	Guidance
1	(a)	<p>low / small, surface area to volume ratio ;</p> <p>diffusion, too slow / distance too great ;</p> <p>to supply enough, oxygen / (named) nutrients ;</p> <p>to prevent, CO₂ / (named) waste product, building up ;</p> <p>active ;</p>	3 max	<p>Mark the first 3 suggestions</p> <p>CREDIT SA/Vol, SA:Vol</p> <p>ACCEPT surface area to volume (ie if 'ratio' missed)</p> <p>IGNORE lower SA / Vol</p> <p>ACCEPT diffusion pathway too long</p> <p>ACCEPT diffusion insufficient because, body too large / tissues too deep</p> <p>ACCEPT 'transport enough' for 'supply enough' idea of 'enough' is important</p> <p>ACCEPT to remove waste products</p> <p>ACCEPT to prevent waste reaching toxic levels</p> <p>ACCEPT high demand for oxygen / energy</p> <p>OR high metabolic rate</p> <p>OR endotherm / maintaining temperature / exercising</p>
	(b) (i)	<p><u>electrocardiogram</u> ;</p>	1	<p>Mark the first answer. If the answer is correct and an additional answer is given that is incorrect or contradicts the correct answer then = 0 marks</p> <p>IGNORE ECG</p> <p>DO NOT CREDIT electrocardiograph</p>
	(ii)	<p>A sinoatrial node / SAN ;</p> <p>B atrioventricular node / AVN ;</p>	2	<p>Mark the first answer on each prompt line. If the answer is correct and an additional answer is given that is incorrect or contradicts the correct answer then = 0 marks</p> <p>sinalatrial node / sanatrial node = NBOD</p> <p>atroventricular / atrialventricular, node= BOD</p> <p>artrialventricular / avioventricular node = NBOD</p>

Question			Answer	Marks	Guidance
2	(a)	(i)	budding ;	1	<p>Mark the first answer. If the answer is correct and an additional answer is given that is incorrect or contradicts the correct answer then = 0 marks</p> <p>IGNORE mitosis / asexual</p>
		(ii)	<p><u>mitosis</u> ;</p> <p>swelling / bulge, in (surface of) the cell ;</p> <p>nucleus moves into, swelling / bulge / bud ;</p> <p>idea that, bulge / bud, nips / pinches / breaks off / cleaves ;</p> <p>ref to uneven distribution of cytoplasm ;</p>	2 max	<p>Ensure this is in context of before nucleus moves into bud</p> <p>IGNORE bud / growth</p> <p>IGNORE DNA / genetic material</p> <p>IGNORE 'separates' / 'detaches'</p>
	(b)	(i)	35 / 36 ; ;	2	<p>Correct answer = 2 marks</p> <p>If not whole number e.g. 35.79 or 35.8 = 1 mark</p> <p>If answer incorrect allow one mark for seeing: $4 \times 3.14 \times 1.5^2 \div 3.14 \times 0.5^2$</p> <p>OR $4 \times 1.5^2 \div 0.5^2$</p> <p>OR $4 \times 2.25 \div 0.25$</p> <p>OR</p> $\frac{4 \times 3.14 \times 2.25}{3.14 \times 0.25}$

Question	Answer	Marks	Guidance
	<p>(ii) new bud cannot occur, on / close to, old scar ;</p> <p>not enough space between scars for another bud ;</p> <p>yeast cell not a true sphere ;</p> <p>(gene) mutation / DNA damage ;</p>	1 max	<p>CREDIT idea that some of surface between scars is not used / ref to unable to tessellate / scars not closely packed</p> <p>IGNORE 'covered in scars' OR ref to scar size</p> <p>IGNORE ref to chromosome numbers</p>
	<p>(c)</p> <p>(cells) differentiate(d) / specialise(d) ;</p> <p>(groups of) cells form tissue(s) ;</p> <p>(groups of) tissues form organ(s) ;</p> <p>(groups of organs) form organ system(s) ;</p> <p>(group of) cells / tissues / organs / organ systems, work together / interact ;</p> <p>named example of a tissue / an organ /an organ system ;</p> <p>QWC ;</p>	<p>4 max</p> <p>1</p>	<p>IGNORE 'system' alone</p> <p>ACCEPT same job / same task / same function</p> <p>It should be clear whether they are naming a tissue, an organ or a system</p> <p>NOTE e.g. cells work together to form tissues = 2 marks (mp2 and 5)</p> <p>two terms used appropriately and spelled correctly</p> <p>ACCEPT correct derivations of these terms: differentiate, specialise / specialize, tissue, organ, organ system</p>
	Total	11	

Question		Answer	Marks	Guidance
3	(a)	partially permeable ;	1	ACCEPT selectively permeable / differentially permeable DO NOT CREDIT semi permeable IGNORE fluid mosaic
	(b)	fluid mosaic ; active ; fats / lipids / oils / cholesterol / oxygen / carbon dioxide / (named) steroid hormones / fat soluble vitamins ; carrier / (co)transport(er) ;	4	ACCEPT phonetic spelling IGNORE 'mosaic structure' ACCEPT O ₂ and CO ₂ ACCEPT Vitamin A / D / E / K DO NOT CREDIT water DO NOT CREDIT channel
	(c)	(i) communication between cells ; <i>idea that:</i> molecule released by one cell, attaches to / causes change in, another cell ;	1 max	ACCEPT cell communication IGNORE ref to cell recognition and cell binding

Question			Answer	Marks	Guidance
4	(a)	(i)	<u>units</u> ; mm s ⁻¹ ; raw data ; leaf area ;	2 max	ACCEPT mm min ⁻¹ / cm min ⁻¹ / cm s ⁻¹ / written in words ACCEPT mm ³ min ⁻¹ / cm ³ min ⁻¹ / cm ³ s ⁻¹ / written in words e.g. individual trial results / the repeat readings / data used to calculate the mean IGNORE only the mean is shown IGNORE 'how many repeats were done'

Question	Answer	Marks	Guidance
	<p>(ii)</p> <p><i>description</i> as number of leaves increases the (rate of) bubble movement increases ; (pair of) figs to illustrate the change ;</p> <p><i>explanation</i> larger (surface) area ; more stomata ; more / fast(er), evaporation / transpiration / loss of water vapour ; more / fast(er), uptake of water (by shoot) ;</p> <p><i>idea that:</i> (some) bubble movement with no leaves as not all uptake due to transpiration from leaves ;</p>	3 max	<p>ACCEPT ORA throughout IGNORE refs to more bubbles / photosynthesis</p> <p>must be pair of figures illustrating change eg 7 bubble movement with 0 leaves and 92 bubble movement with 8 leaves</p> <p>ACCEPT calculated difference e.g. increase of 21 between 2 & 4</p> <p>ACCEPT 'surface area increases'</p> <p>IGNORE 'many stomata' OR 'more stomata open'</p> <p>NOTE e.g. more, stomata / surface area for transpiration = 2 marks (as more transpiration implied)</p> <p>e.g some loss from other parts of stem / uptake into cells</p>

Question	Answer	Marks	Guidance
(b)	<p><i>statement 1</i> <u>surface area / SA</u>, of leaves is different</p> <p>OR</p> <p>different number of stomata ;</p> <p>(choose shoot(s) with), similar sized leaves / similar surface area</p> <p>OR</p> <p>repeats to calculate mean ;</p> <p><i>statement 2</i> reduces water (vapour) potential gradient (between inside and outside of leaf) ;</p> <p>assemble without wetting leaves / dry the leaves / wait until leaves dry ;</p> <p><i>statement 3</i> (increased temperature) will increase, evaporation / transpiration / loss of water vapour ;</p> <p>control the temperature / carry out in room with controlled temperature ;</p>	6	<p>IGNORE 'surface area to volume ratio' (as a phrase)</p> <p>ACCEPT measure surface area of each leaf and calculate rate of movement per unit area ACCEPT measure leaves to check they are same size DO NOT CREDIT cut or trim leaves to size</p> <p>ACCEPT water potential outside leaf is too high OR WP outside higher than inside</p> <p>IGNORE ref to light</p> <p>ACCEPT do it in constant temperature CREDIT suitable practical method of achieving this IGNORE 'pull blinds down' / 'open the window' / 'general ref to environment or conditions', without mentioning temperature or heat</p>
	Total	11	

Question		Answer	Marks	Guidance			
5	(a)		4	<p>Allow one mark for each correct row. DO NOT CREDIT 'hybrid' ticks or crosses</p> <p>NB each row must have 3 correctly completed boxes</p>			
					cell type		
		feature			plant cell	animal cell	bacterial cell
		mitochondria			✓	✓	x
		chloroplasts			✓	x	x
		cellulose cell wall			✓	x	x
		centrioles	x	✓	x		
		ribosomes	✓	✓	✓		
	(b)	(i)	4	<p>Mark the first answer on each prompt line. If the answer is correct and an additional answer is given that is incorrect or contradicts the correct answer then = 0 marks</p>			
		(ii)	1	IGNORE 'tube number'			
Total			9				

Question			Answer	Marks	Guidance
6	(a)	(i)	<p>provides, strength / support ;</p> <p>to keep, it / the vessel / the tube, open</p> <p>OR</p> <p>prevent collapse of, vessel / tube ;</p> <p>(because) transpiration produces, tension / negative pressure ;</p> <p>to waterproof the, cell / vessel / tube / wall ;</p> <p>(so) <u>cell</u>, dies / content decays ;</p> <p>to create a hollow, tube / vessel</p> <p>OR</p> <p>to create a continuous column / allow unimpeded flow ;</p> <p>to limit lateral flow of water ;</p> <p>ref to adhesion (between water molecules and wall) ;</p>	3 max	<p>IGNORE ref to flexibility</p> <p>IGNORE xylem unqualified</p> <p>IGNORE 'collapse of wall'</p> <p>IGNORE 'xylem'</p> <p>IGNORE xylem vessels die</p> <p>CREDIT reduce / prevent lateral movement</p> <p>ACCEPT lignin helps water move by adhesion</p>
		(ii)	<p>(provides) strength / support, to keep, it / trachea / airway, open</p> <p>OR</p> <p>(provides) strength / support, to prevent collapse ;</p> <p>during, inspiration / inhaling / breathing in ;</p> <p>volume of, chest cavity / thorax / lungs, increases ;</p> <p>low(er) / negative, pressure in, trachea / thorax / lungs ;</p>	3 max	<p>IGNORE ref to alveoli / C-shape of cartilage</p> <p>ACCEPT in context of bending the neck</p>

Question		Answer	Marks	Guidance
	(b)	<p>body has small <u>surface area to volume ratio</u> OR lungs, provide / have, large <u>surface area to volume ratio</u> ;</p> <p>correct calculation of (one) surface area to volume ratio ;</p> <p><i>idea of:</i> body SA / SA:Vol is not big enough to meet body's needs OR lung SA / SA:Vol is big enough to meet body's needs ;</p> <p>oxygen into (blood / body) and carbon dioxide out (of blood / body) ;</p>	3 max	<p>ensure that 'surface area to volume ratio' is used correctly</p> <p>CREDIT SA/Vol, SA:Vol ACCEPT person for body</p> <p>25.7 /26 (:1) for body OR 1000(:1) for lungs DO NOT CREDIT 1 : 1000 OR 1 : 26</p> <p>e.g. allows gaseous exchange at a high enough rate IGNORE ref to efficiency</p> <p>CREDIT O₂ and CO₂</p>
		Total	9	

OCR (Oxford Cambridge and RSA Examinations)
1 Hills Road
Cambridge
CB1 2EU

OCR Customer Contact Centre

Education and Learning

Telephone: 01223 553998

Facsimile: 01223 552627

Email: general.qualifications@ocr.org.uk

www.ocr.org.uk

For staff training purposes and as part of our quality assurance programme your call may be recorded or monitored

Oxford Cambridge and RSA Examinations
is a Company Limited by Guarantee
Registered in England
Registered Office; 1 Hills Road, Cambridge, CB1 2EU
Registered Company Number: 3484466
OCR is an exempt Charity

OCR (Oxford Cambridge and RSA Examinations)
Head office
Telephone: 01223 552552
Facsimile: 01223 552553

© OCR 2013

