



UNIVERSITY OF CAMBRIDGE INTERNATIONAL EXAMINATIONS  
International General Certificate of Secondary Education

CANDIDATE  
NAME

CENTRE  
NUMBER

--	--	--	--	--

CANDIDATE  
NUMBER

--	--	--	--



\* 5 5 2 4 1 0 8 3 5 8 \*

**CHEMISTRY**

**0620/21**

Paper 2

**October/November 2011**

**1 hour 15 minutes**

Candidates answer on the Question Paper.

No Additional Materials are required.

**READ THESE INSTRUCTIONS FIRST**

Write your Centre number, candidate number and name in the spaces at the top of this page.

Write in dark blue or black pen.

You may need to use a pencil for any diagrams, graphs or rough working.

Do not use staples, paper clips, highlighters, glue or correction fluid.

**DO NOT WRITE IN ANY BARCODES.**

Answer **all** questions.

A copy of the Periodic Table is printed on page 20.

At the end of the examination, fasten all your work securely together.

The number of marks is given in brackets [ ] at the end of each question or part question.

**For Examiner's Use**

<b>1</b>	
<b>2</b>	
<b>3</b>	
<b>4</b>	
<b>5</b>	
<b>6</b>	
<b>7</b>	
<b>8</b>	
<b>Total</b>	

This document consists of **18** printed pages and **2** blank pages.



1 Chromatography can be used to test for the purity of substances.

(a) (i) Describe **one** area in everyday life where purity of substances is important.

..... [1]

(ii) Mineral water contains dissolved salts such as magnesium chloride.  
Which one of the following statements about mineral water is correct?  
Tick **one** box.

Mineral water boils at slightly above 100 °C.

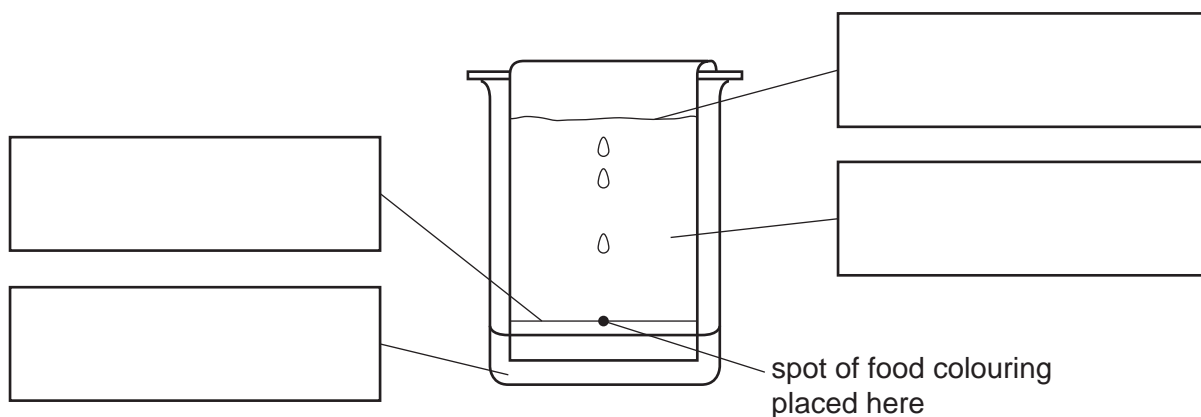
Mineral water is pure water.

Mineral water boils at exactly 100 °C.

Another name for mineral water is fizzy water.

[1]

(b) The diagram shows the apparatus used to separate different dyes in food colourings.



Label the diagram in the boxes provided using the words below.

**chromatography paper**

**origin line**

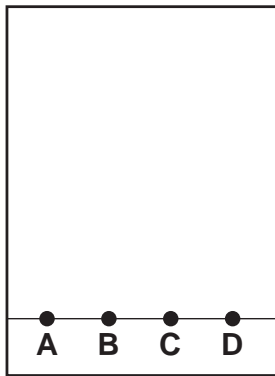
**solvent**

**solvent front**

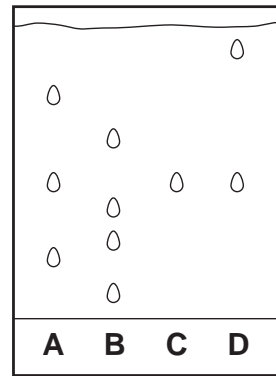
[2]

- (c) The diagram below shows the chromatography of four different food colourings, **A**, **B**, **C** and **D**.

*For  
Examiner's  
Use*



at the start of the experiment

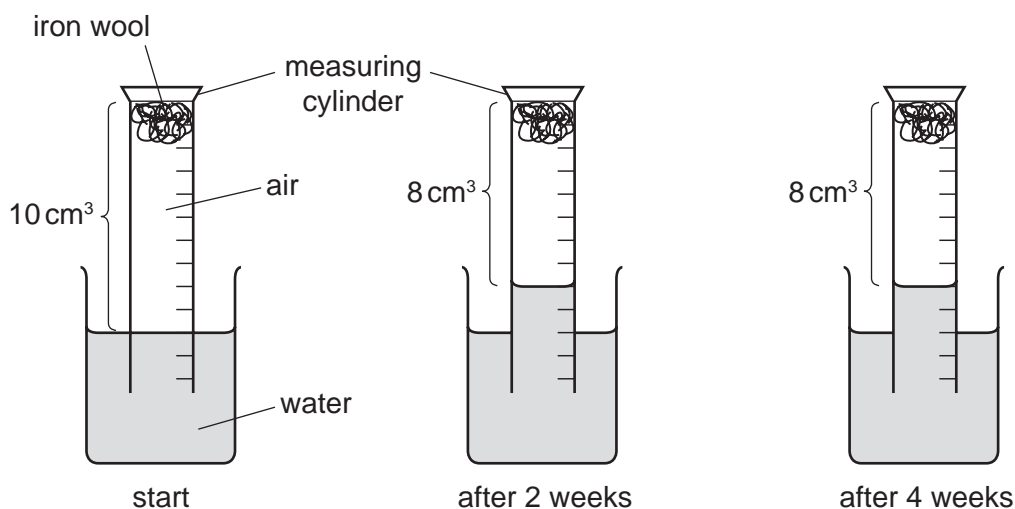


the final chromatogram

- (i) Which food colouring, **A**, **B**, **C** or **D**, contains only one dye? ..... [1]
- (ii) Which **three** food colourings have one dye in common? ..... [1]
- (iii) Which food colouring contains the greatest number of dyes? ..... [1]

[Total: 7]

- 2 A student set up an experiment to demonstrate rusting as shown below. He made observations at the start of the experiment, after 2 weeks and after 4 weeks.



- (a) What conditions are needed for the iron wool to rust?

..... [2]

- (b) Two weeks after the start of the experiment, the volume of air in the measuring cylinder had decreased. After a further two weeks there was no change in the volume of air. Explain the results of this experiment.

.....  
 .....  
 .....  
 ..... [3]

- (c) What change would you observe in the iron wool as it rusted?

appearance at start .....


appearance after 2 weeks ..... [2]

- (d) Rust contains iron(III) ions. Describe a test for iron(III) ions.

test .....

result ..... [2]

(e) Clean iron reacts with dilute hydrochloric acid.



Write a word equation for this reaction.

..... [2]

[Total: 11]

- 3 The diagram shows some of the elements in Period 3 of the Periodic Table.

Na	Mg		Si	P	S	Cl	Ar
----	----	--	----	---	---	----	----

- (a) From the diagram, choose

- (i) **one** element which forms a basic oxide.

..... [1]

- (ii) **two** elements which form acidic oxides.

..... and ..... [2]

- (b) Describe how metallic character of the elements changes across a period.

..... [1]

- (c) What determines the order of the elements in the Periodic Table?

..... [1]

- (d) The missing element in the table is aluminium.

- (i) Describe the structure of an aluminium atom.  
In your description write about

- the number and types of particles in the nucleus
- the electrons.

.....  
 .....  
 .....  
 .....  
 .....  
 .....  
 ..... [4]

- (ii) Use the information in the table below to explain why aluminium is used in preference to iron or titanium for overhead electricity cables.  
Give **two** reasons.

metal	electrical conductivity	density in g/cm <sup>3</sup>	melting point /°C	strength	price in £/kg
aluminium	very good	2.7	660	fairly strong	24
iron	good	7.9	1535	strong	3
titanium	good	4.5	1660	very strong	104

.....  
 .....  
 ..... [2]

- (e) Chlorine is a green gas.  
 When chlorine is bubbled through an aqueous solution of potassium bromide, the solution turns orange.  
 Complete the symbol equation for this reaction.



- (f) Argon is a noble gas which is denser than air.  
 Which one of these statements about argon is correct?  
 Tick **one** box.

Argon reacts rapidly with chlorine.

Argon is used for filling balloons.

Argon has a complete outer shell of valency electrons.

Argon has only two valency electrons in its outer shell.

[1]

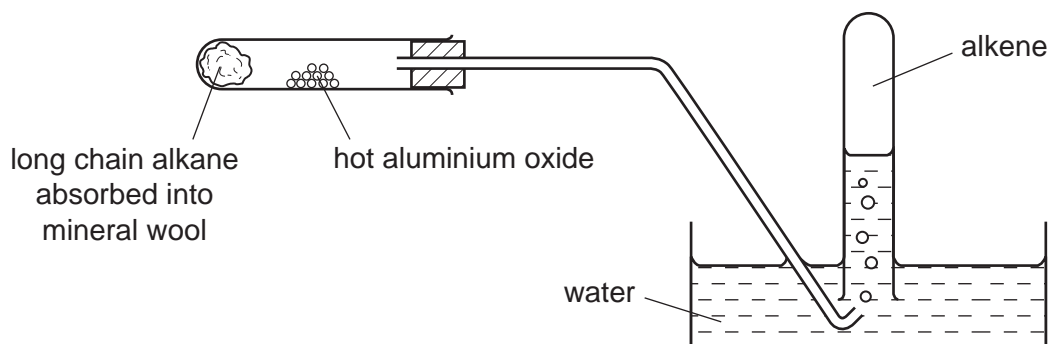
[Total: 14]

4 Ethane is a saturated hydrocarbon. Ethene is an unsaturated hydrocarbon.

(a) Describe how you can distinguish between ethane and ethene using aqueous bromine.

.....  
..... [2]

(b) The diagram shows the apparatus used to crack long chain alkanes into alkenes and shorter chained alkanes in the laboratory.



(i) State **two** conditions needed for cracking.

..... [2]

(ii) What information in the diagram shows that alkenes are insoluble in water?

..... [1]

(iii) Propene is an alkene.

The formula of propene is  $C_3H_6$ .

Calculate the relative molecular mass of propene.

[1]

(iv) Complete the equation for the cracking of the alkane tetradecane,  $C_{14}H_{30}$ .





- (c) Poly(ethene) is formed from ethene monomers.  
Select two words from the list that describe this reaction.

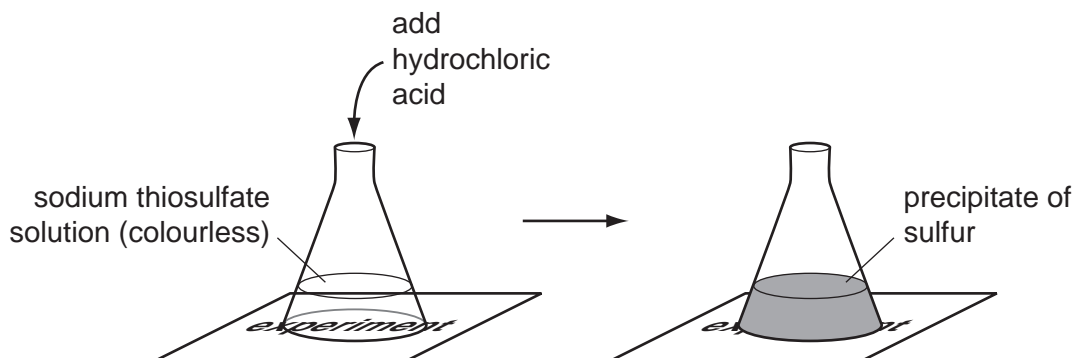
**addition****condensation****dehydration****fermentation****neutralisation****polymerisation**

..... and ..... [2]

[Total: 9]

- 5 A pupil studied the effect of temperature on the speed of reaction of aqueous sodium thiosulfate with dilute hydrochloric acid.

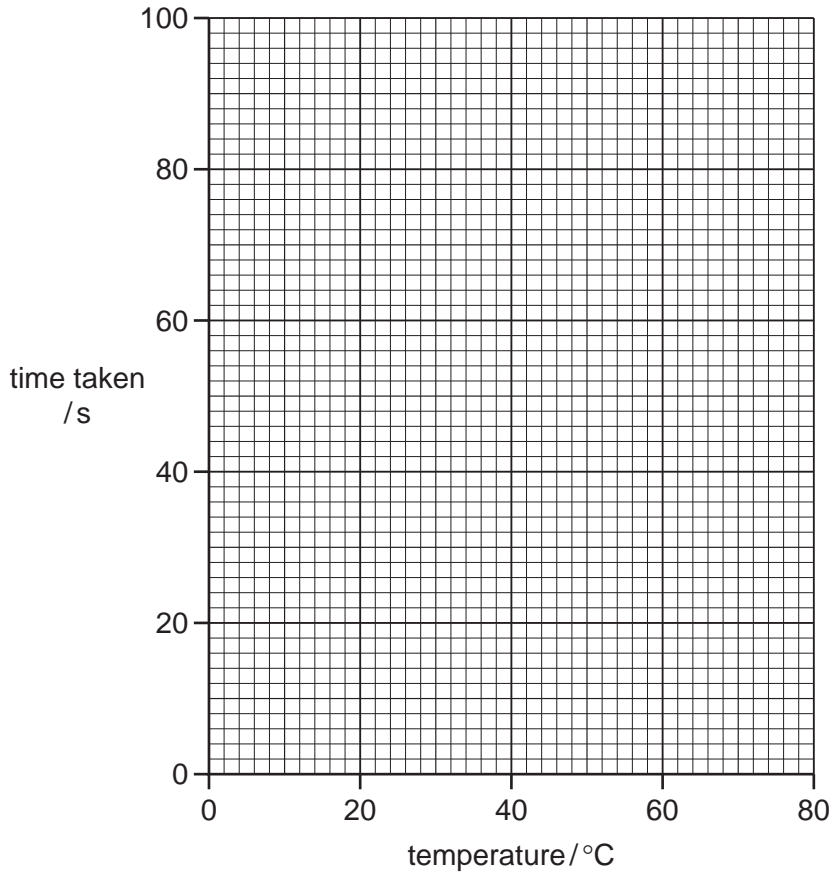
When he added hydrochloric acid to a solution of sodium thiosulfate, a precipitate of sulfur gradually formed. He recorded the time taken for some writing placed under the flask to disappear from view.



He repeated the experiment at different temperatures. The table shows his results.

temperature / °C	time taken for the writing to disappear from view / s
15	100
30	56
45	34
60	20
75	12

(a) (i) On the grid below, plot a graph of the time taken against temperature.



[3]

(ii) At which temperature was the reaction the fastest?

..... [1]

(iii) Describe how the temperature affects the speed of reaction.

.....  
..... [1]

(b) Suggest how the speed of this reaction at 30 °C will change when the concentration of hydrochloric acid is increased.

..... [1]

(c) The equation for the reaction is



(i) State the name of the salt formed in this reaction.

..... [1]

(ii) To which group in the Periodic Table does sulfur belong?

..... [1]

(iii) Sulfur dioxide is formed when coal is burnt in power stations.  
State **one** harmful effect of sulfur dioxide on the environment.

..... [1]

(iv) Sulfur dioxide can be removed in power stations by flue gas desulfurisation.  
Which one of these compounds is used to remove the sulfur dioxide in this process?  
Tick **one** box.

calcium chloride

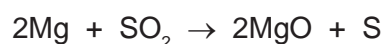
calcium oxide

nitrogen dioxide

potassium nitrate

[1]

(v) Magnesium burns in sulfur dioxide.

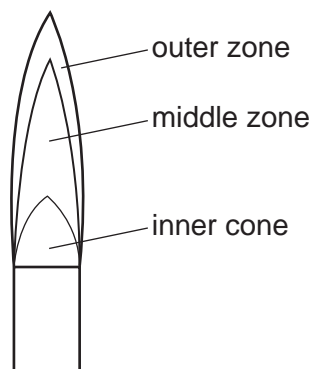


Refer to this equation to explain why this is a redox reaction.

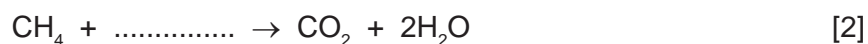
.....  
..... [2]

[Total: 12]

- 6 The diagram shows the flame from a Bunsen burner when its air hole is open.



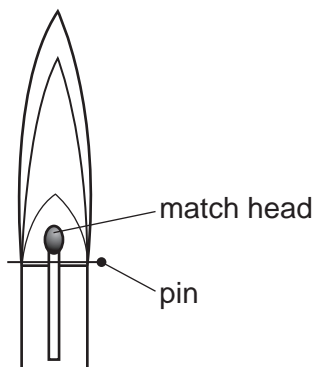
- (a) In the outer zone of the flame, methane undergoes complete combustion. Complete the equation for the complete combustion of methane.



- (b) In the middle zone of the flame, less air is present and incomplete combustion occurs. State the name of the poisonous gas formed during the incomplete combustion of methane.

..... [1]

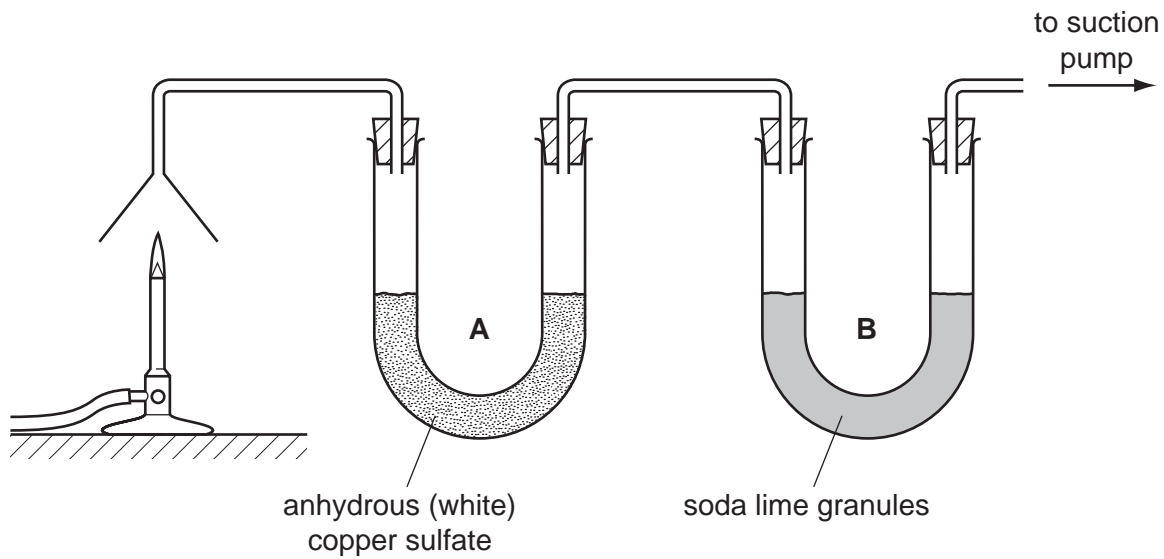
- (c) The inner cone of the flame contains only unburnt methane. A student put a match in the Bunsen burner as shown in the diagram below. He then lit the Bunsen burner.



Suggest why the match did not catch fire.

..... [1]

(d) The products of the complete combustion of methane were drawn through the apparatus shown below.



(i) State the name of the substance that turned the white copper sulfate in tube **A**, blue.  
 ..... [1]

(ii) How could you change blue copper sulfate to white copper sulfate?  
 ..... [1]

(iii) The soda lime in tube **B** absorbs carbon dioxide.  
 State and explain what happens to the mass of the soda lime as the experiment proceeds.  
 .....  
 ..... [1]

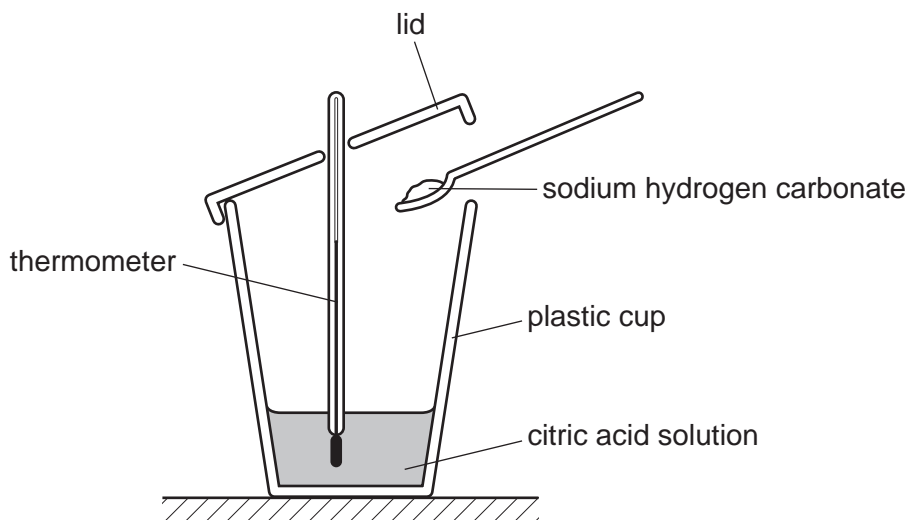
(e) Methane is a greenhouse gas.

(i) State **one** source of the methane in the atmosphere.  
 ..... [1]

(ii) State **one** effect of an increased concentration of methane in the atmosphere.  
 ..... [1]

[Total: 9]

- 7 A student studied the reaction of citric acid with sodium hydrogen carbonate. She put a solution of citric acid in a plastic cup and measured its temperature. She then added sodium hydrogen carbonate powder and measured the temperature again.



- (a) The temperature of the reaction mixture decreased.  
Which one of these statements about this reaction is correct?  
Tick **one** box.

The reaction released heat energy.

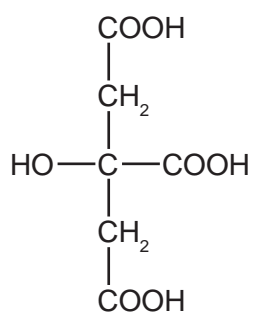
The reaction is exothermic.

The reaction is endothermic.

The products have less energy than the reactants.

[1]

- (b) The structure of citric acid is shown below.



- (i) On this structure, put a ring around the alcohol functional group. [1]

- (ii) Write the simplest formula for citric acid.

..... [1]

(c) Salts of citric acid can be prepared from lemon juice.

(i) The lemon juice is first boiled to remove various substances including enzymes. What do you understand by the term *enzyme*?

.....  
 ..... [2]

(ii) The lemon juice is then neutralised with calcium carbonate and solid calcium citrate is formed. Suggest how the calcium citrate can be separated from the mixture.

..... [1]

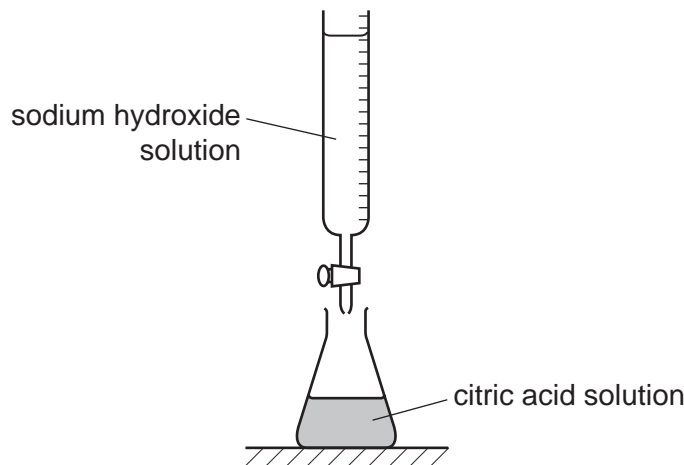
(iii) Carbon dioxide gas is released when citric acid solution reacts with calcium carbonate.

Describe a test for carbon dioxide.

test .....

result ..... [2]

(d) The concentration of a citric acid solution can be found by carrying out a titration using the apparatus shown below.



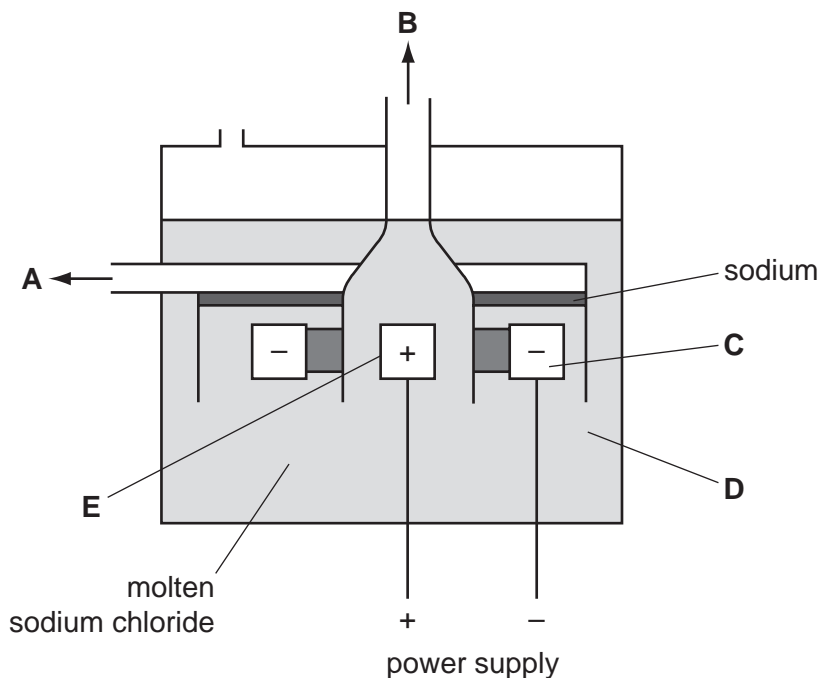
Describe how to carry out this titration.

.....  
 .....  
 .....  
 .....  
 ..... [3]

[Total: 11]



8 The diagram shows an electrolysis cell for extracting sodium from molten sodium chloride.



- (a) (i) Which letter on the diagram represents  
 the electrolyte? .....  
 the cathode? ..... [2]

(ii) Which one of the following substances is most likely to be used as the anode?  
 Put a ring around the correct answer.

**graphite      sodium      sulfur      zinc** [1]

- (b) What information from the diagram suggests that sodium is less dense than molten sodium chloride?  
 ..... [1]

- (c) Predict the product formed at the anode during this electrolysis.  
 ..... [1]

- (d) Name the gases formed at the anode and cathode when an **aqueous** solution of sodium chloride is electrolysed.  
 product at the anode .....  
 product at the cathode ..... [2]

[Total: 7]





**DATA SHEET**  
**The Periodic Table of the Elements**

		Group																																																																																																																				
		I	II	III	IV	V	VI	VII	0																																																																																																													
		<table border="1" style="width: 100%; border-collapse: collapse; text-align: center;"> <tr> <td style="width: 5%;"></td> <td style="width: 5%;"></td> <td style="width: 5%;">1</td> <td colspan="8"></td> <td style="width: 5%;">4</td> </tr> <tr> <td></td> <td></td> <td><b>H</b> Hydrogen 1</td> <td colspan="8"></td> <td><b>He</b> Helium 2</td> </tr> </table>												1									4			<b>H</b> Hydrogen 1									<b>He</b> Helium 2																																																																																			
		1									4																																																																																																											
		<b>H</b> Hydrogen 1									<b>He</b> Helium 2																																																																																																											
		<table border="1" style="width: 100%; border-collapse: collapse; text-align: center;"> <tr> <td style="width: 5%;"></td> <td style="width: 5%;">9</td> <td style="width: 5%;">24</td> <td colspan="6"></td> <td style="width: 5%;">20</td> <td style="width: 5%;">10</td> </tr> <tr> <td></td> <td><b>Li</b> Lithium 3</td> <td><b>Be</b> Beryllium 4</td> <td></td> <td></td> <td></td> <td></td> <td></td> <td></td> <td><b>Ne</b> Neon 10</td> </tr> <tr> <td></td> <td>23</td> <td><b>Na</b> Sodium 11</td> <td><b>Mg</b> Magnesium 12</td> <td colspan="6"></td> <td><b>Ar</b> Argon 18</td> </tr> <tr> <td></td> <td>39</td> <td><b>K</b> Potassium 19</td> <td><b>Ca</b> Calcium 20</td> <td>45</td> <td>48</td> <td>51</td> <td>52</td> <td>55</td> <td>56</td> <td>59</td> <td>59</td> <td>64</td> <td>65</td> <td>70</td> <td>73</td> <td>75</td> <td>79</td> <td>80</td> <td>84</td> </tr> <tr> <td></td> <td>85</td> <td><b>Rb</b> Rubidium 37</td> <td><b>Sr</b> Strontium 38</td> <td><b>Y</b> Yttrium 39</td> <td><b>Zr</b> Zirconium 40</td> <td><b>Nb</b> Niobium 41</td> <td><b>Mo</b> Molybdenum 42</td> <td><b>Tc</b> Technetium 43</td> <td><b>Ru</b> Ruthenium 44</td> <td><b>Rh</b> Rhodium 45</td> <td><b>Pd</b> Palladium 46</td> <td><b>Ag</b> Silver 47</td> <td><b>Cd</b> Cadmium 48</td> <td><b>In</b> Indium 49</td> <td><b>Sn</b> Tin 50</td> <td><b>Sb</b> Antimony 51</td> <td><b>Te</b> Tellurium 52</td> <td><b>I</b> Iodine 53</td> <td><b>Xe</b> Xenon 54</td> </tr> <tr> <td></td> <td>133</td> <td><b>Cs</b> Caesium 55</td> <td><b>Ba</b> Barium 56</td> <td><b>La</b> Lanthanum 57</td> <td><b>Hf</b> Hafnium 72</td> <td><b>Ta</b> Tantalum 73</td> <td><b>W</b> Tungsten 74</td> <td><b>Re</b> Rhenium 75</td> <td><b>Os</b> Osmium 76</td> <td><b>Ir</b> Iridium 77</td> <td><b>Pt</b> Platinum 78</td> <td><b>Au</b> Gold 79</td> <td><b>Hg</b> Mercury 80</td> <td><b>Tl</b> Thallium 81</td> <td><b>Pb</b> Lead 82</td> <td><b>Bi</b> Bismuth 83</td> <td><b>Po</b> Polonium 84</td> <td><b>At</b> Astatine 85</td> <td><b>Rn</b> Radon 86</td> </tr> <tr> <td></td> <td></td> <td><b>Fr</b> Francium 87</td> <td><b>Ra</b> Radium 88</td> <td><b>Ac</b> Actinium 89</td> <td colspan="10"></td> </tr> </table>											9	24							20	10		<b>Li</b> Lithium 3	<b>Be</b> Beryllium 4							<b>Ne</b> Neon 10		23	<b>Na</b> Sodium 11	<b>Mg</b> Magnesium 12							<b>Ar</b> Argon 18		39	<b>K</b> Potassium 19	<b>Ca</b> Calcium 20	45	48	51	52	55	56	59	59	64	65	70	73	75	79	80	84		85	<b>Rb</b> Rubidium 37	<b>Sr</b> Strontium 38	<b>Y</b> Yttrium 39	<b>Zr</b> Zirconium 40	<b>Nb</b> Niobium 41	<b>Mo</b> Molybdenum 42	<b>Tc</b> Technetium 43	<b>Ru</b> Ruthenium 44	<b>Rh</b> Rhodium 45	<b>Pd</b> Palladium 46	<b>Ag</b> Silver 47	<b>Cd</b> Cadmium 48	<b>In</b> Indium 49	<b>Sn</b> Tin 50	<b>Sb</b> Antimony 51	<b>Te</b> Tellurium 52	<b>I</b> Iodine 53	<b>Xe</b> Xenon 54		133	<b>Cs</b> Caesium 55	<b>Ba</b> Barium 56	<b>La</b> Lanthanum 57	<b>Hf</b> Hafnium 72	<b>Ta</b> Tantalum 73	<b>W</b> Tungsten 74	<b>Re</b> Rhenium 75	<b>Os</b> Osmium 76	<b>Ir</b> Iridium 77	<b>Pt</b> Platinum 78	<b>Au</b> Gold 79	<b>Hg</b> Mercury 80	<b>Tl</b> Thallium 81	<b>Pb</b> Lead 82	<b>Bi</b> Bismuth 83	<b>Po</b> Polonium 84	<b>At</b> Astatine 85	<b>Rn</b> Radon 86			<b>Fr</b> Francium 87	<b>Ra</b> Radium 88	<b>Ac</b> Actinium 89										
	9	24							20	10																																																																																																												
	<b>Li</b> Lithium 3	<b>Be</b> Beryllium 4							<b>Ne</b> Neon 10																																																																																																													
	23	<b>Na</b> Sodium 11	<b>Mg</b> Magnesium 12							<b>Ar</b> Argon 18																																																																																																												
	39	<b>K</b> Potassium 19	<b>Ca</b> Calcium 20	45	48	51	52	55	56	59	59	64	65	70	73	75	79	80	84																																																																																																			
	85	<b>Rb</b> Rubidium 37	<b>Sr</b> Strontium 38	<b>Y</b> Yttrium 39	<b>Zr</b> Zirconium 40	<b>Nb</b> Niobium 41	<b>Mo</b> Molybdenum 42	<b>Tc</b> Technetium 43	<b>Ru</b> Ruthenium 44	<b>Rh</b> Rhodium 45	<b>Pd</b> Palladium 46	<b>Ag</b> Silver 47	<b>Cd</b> Cadmium 48	<b>In</b> Indium 49	<b>Sn</b> Tin 50	<b>Sb</b> Antimony 51	<b>Te</b> Tellurium 52	<b>I</b> Iodine 53	<b>Xe</b> Xenon 54																																																																																																			
	133	<b>Cs</b> Caesium 55	<b>Ba</b> Barium 56	<b>La</b> Lanthanum 57	<b>Hf</b> Hafnium 72	<b>Ta</b> Tantalum 73	<b>W</b> Tungsten 74	<b>Re</b> Rhenium 75	<b>Os</b> Osmium 76	<b>Ir</b> Iridium 77	<b>Pt</b> Platinum 78	<b>Au</b> Gold 79	<b>Hg</b> Mercury 80	<b>Tl</b> Thallium 81	<b>Pb</b> Lead 82	<b>Bi</b> Bismuth 83	<b>Po</b> Polonium 84	<b>At</b> Astatine 85	<b>Rn</b> Radon 86																																																																																																			
		<b>Fr</b> Francium 87	<b>Ra</b> Radium 88	<b>Ac</b> Actinium 89																																																																																																																		

|  |  | |  |                           |                                 |                                 |                              |                              |                               |                              |                                |                                |                             |                                 |                              |                                | |--|---------------------------|---------------------------------|---------------------------------|------------------------------|------------------------------|-------------------------------|------------------------------|--------------------------------|--------------------------------|-----------------------------|---------------------------------|------------------------------|--------------------------------| |  | 140                       | 141                             | 144                             | 150                          | 152                          | 157                           | 159                          | 162                            | 165                            | 167                         | 169                             | 173                          | 175                            | |  | <b>Ce</b><br>Cerium<br>58 | <b>Pr</b><br>Praseodymium<br>59 | <b>Nd</b><br>Neodymium<br>60    | <b>Sm</b><br>Samarium<br>62  | <b>Eu</b><br>Europium<br>63  | <b>Gd</b><br>Gadolinium<br>64 | <b>Tb</b><br>Terbium<br>65   | <b>Dy</b><br>Dysprosium<br>66  | <b>Ho</b><br>Holmium<br>67     | <b>Er</b><br>Erbium<br>68   | <b>Tm</b><br>Thulium<br>69      | <b>Yb</b><br>Ytterbium<br>70 | <b>Lu</b><br>Lutetium<br>71    | |  | 232                       | <b>Th</b><br>Thorium<br>90      | <b>Pa</b><br>Protactinium<br>91 | <b>Pu</b><br>Plutonium<br>94 | <b>Am</b><br>Americium<br>95 | <b>Cm</b><br>Curium<br>96     | <b>Bk</b><br>Berkelium<br>97 | <b>Cf</b><br>Californium<br>98 | <b>Es</b><br>Einsteinium<br>99 | <b>Fm</b><br>Fermium<br>100 | <b>Md</b><br>Mendelevium<br>101 | <b>No</b><br>Nobelium<br>102 | <b>Lr</b><br>Lawrencium<br>103 | | | | | | | | | | |

**\*58-71 Lanthanoid series**

**†90-103 Actinoid series**

**Key**

a	<b>X</b>
b	

a = relative atomic mass  
 X = atomic symbol  
 b = proton (atomic) number

The volume of one mole of any gas is 24 dm<sup>3</sup> at room temperature and pressure (r.t.p.).

Permission to reproduce items where third-party owned material protected by copyright is included has been sought and cleared where possible. Every reasonable effort has been made by the publisher (UCLES) to trace copyright holders, but if any items requiring clearance have unwittingly been included the publisher will be pleased to make amends at the earliest possible opportunity.

University of Cambridge International Examinations is part of the Cambridge Assessment Group. Cambridge Assessment is the brand name of University of Cambridge Local Examinations Syndicate (UCLES), which is itself a department of the University of Cambridge.