



UNIVERSITY OF CAMBRIDGE INTERNATIONAL EXAMINATIONS
International General Certificate of Secondary Education

CANDIDATE
NAME

CENTRE
NUMBER

--	--	--	--	--

CANDIDATE
NUMBER

--	--	--	--

BIOLOGY

0610/22

Paper 2 Core

October/November 2013

1 hour 15 minutes

Candidates answer on the Question Paper.

No Additional Materials are required.

READ THESE INSTRUCTIONS FIRST

Write your Centre number, candidate number and name on all the work you hand in.

Write in dark blue or black pen.

You may use a pencil for any diagrams or graphs.

Do not use staples, paper clips, highlighters, glue or correction fluid.

DO NOT WRITE IN ANY BARCODES.

Answer **all** questions.

Electronic calculators may be used.

You may lose marks if you do not show your working or if you do not use appropriate units.

At the end of the examination, fasten all your work securely together.

The number of marks is given in brackets [] at the end of each question or part question.

This document consists of **18** printed pages and **2** blank pages.



1 (a) Define the term *photosynthesis*.

.....
.....
.....
.....
.....
.....
..... [3]

(b) Some plants store starch in underground storage organs.

(i) Explain how starch in a leaf is transported to an underground storage organ.

.....
.....
.....
.....
..... [2]

(ii) Suggest **one** advantage to the plant of storing starch in an underground storage organ.

.....
..... [1]

(c) Fig. 1.1 shows the underground storage organs of five plants.

For
Examiner's
Use

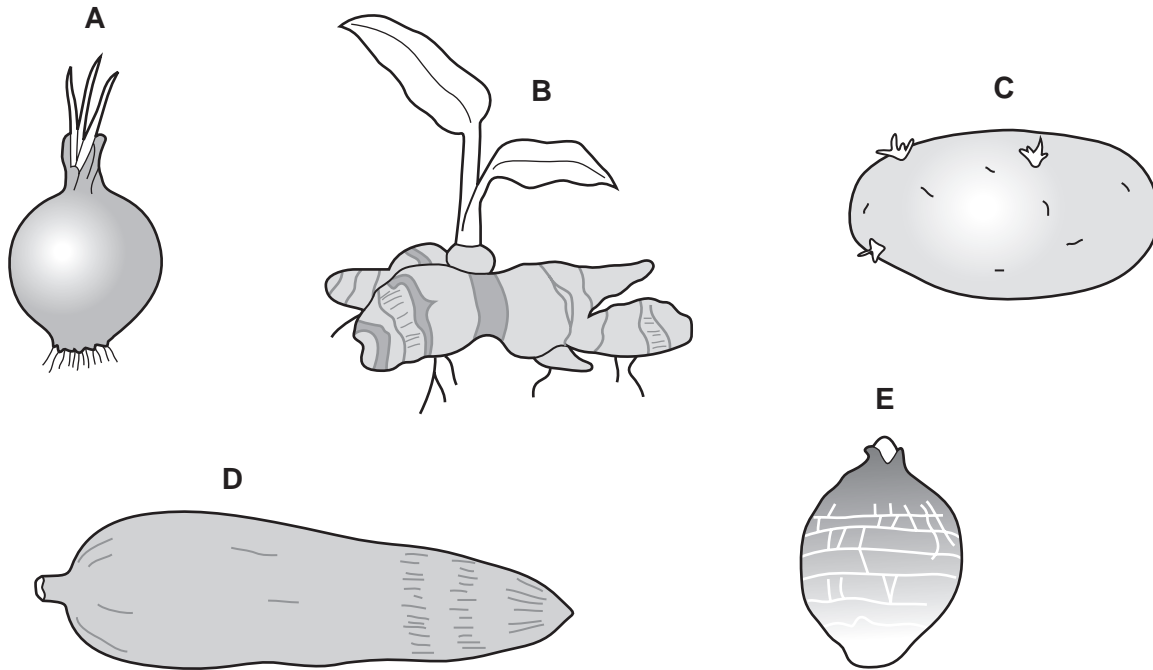


Fig. 1.1

Use the key to identify which storage organ, shown in Fig. 1.1, is produced by which plant.

Write the letter of each storage organ on the correct line in the key.

Key

	name of plant	letter of storage organ
1 (a) Approximately round	go to 2	
(b) Longer than it is wide	go to 3	
2 (a) Has a ring of roots at the base	<i>Allium</i>
(b) No ring of roots	<i>Colocasia</i>
3 (a) Has shoots or leaves	go to 4	
(b) No shoots or leaves	<i>Cassava</i>
4 (a) Branched	<i>Zingiber</i>
(b) Not branched	<i>Solanum</i>

[4]

[Total: 10]

2 Fig. 2.1 shows an external view of a human heart seen from the front.

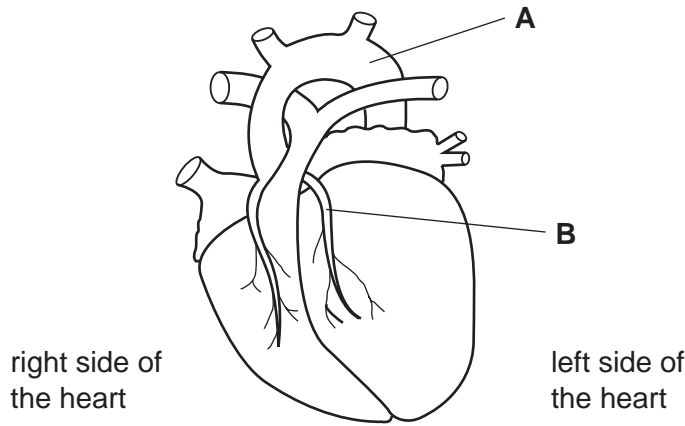


Fig. 2.1

(a) (i) Name blood vessel **A**.

..... [1]

(ii) Blood vessel **B** supplies blood to the muscle of the heart wall.

Name blood vessel **B**.

..... [1]

(iii) State what happens if blood vessel **B** becomes blocked.

.....
..... [1]

(iv) Describe **and** explain how the structure of the left ventricle differs from the structure of the right ventricle.

.....
.....
.....
.....
..... [2]

(b) Exercise affects pulse rate.

Describe how you would measure a person's pulse rate.

.....

.....

.....

.....

..... [2]

[Total: 7]

*For
Examiner's
Use*

3 Fig. 3.1 shows the relative growth of the brain, reproductive organs and the whole body.

For
Examiner's
Use

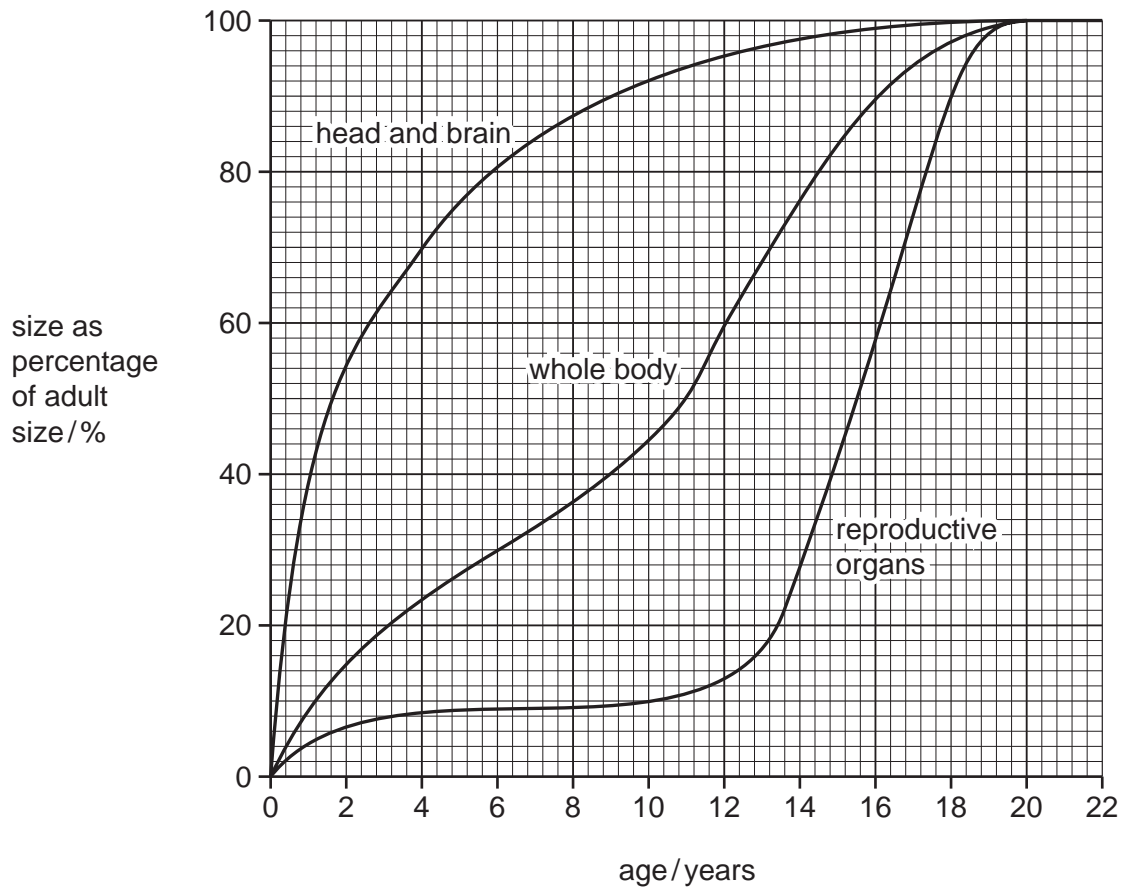


Fig. 3.1

(a) (i) State the age at which the whole body has made 50% of its total growth.

..... [1]

(ii) Suggest why the growth of the brain is so rapid in the early years of life.

..... [1]

(iii) Between which **two** ages does the rapid increase in the size of the reproductive organs occur?

..... [1]

(b) Name the hormone which controls the start of puberty in:

(i) males;

..... [1]

(ii) females.

..... [1]

(iii) Reproductive organs are affected by an increase of the male sex hormone.

Name **two other** structures affected by this increase.

1

2 [2]

(c) Some athletes use the male sex hormone as a drug.

They inject this hormone.

The use of such drugs is banned in athletics.

Suggest **two** ways that the male sex hormone could improve the performance of an athlete.

1

.....

2

..... [2]

[Total: 9]

4 Fig. 4.1 is a section through the fruit of a pea plant showing some of its seeds.

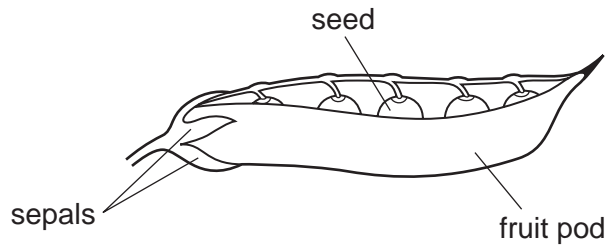


Fig. 4.1

(a) Explain why the cells of the fruit pod, as shown in Fig. 4.1, are genetically different from the cells of the embryo in the seeds.

.....

.....

.....

.....

.....

.....

.....

[3]

(b) (i) Fig. 4.2 shows a pea seedling after germination has begun.

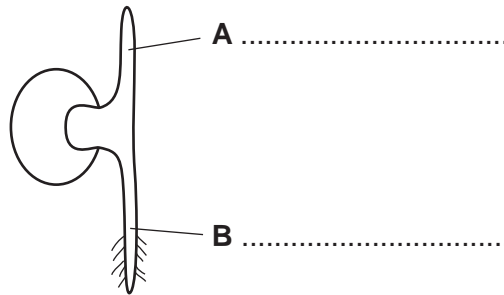


Fig. 4.2

Name the structures labelled **A** and **B**.

Write your answers on Fig. 4.2. [2]

(ii) State **three** external conditions that are always required for germination.

1

2

3 [3]

(c) Define the terms *growth* and *development*.

growth

.....

.....

.....

development

.....

..... [3]

[Total: 11]

For
Examiner's
Use

5 Fig. 5.1 shows a section through the human eye.

For
Examiner's
Use

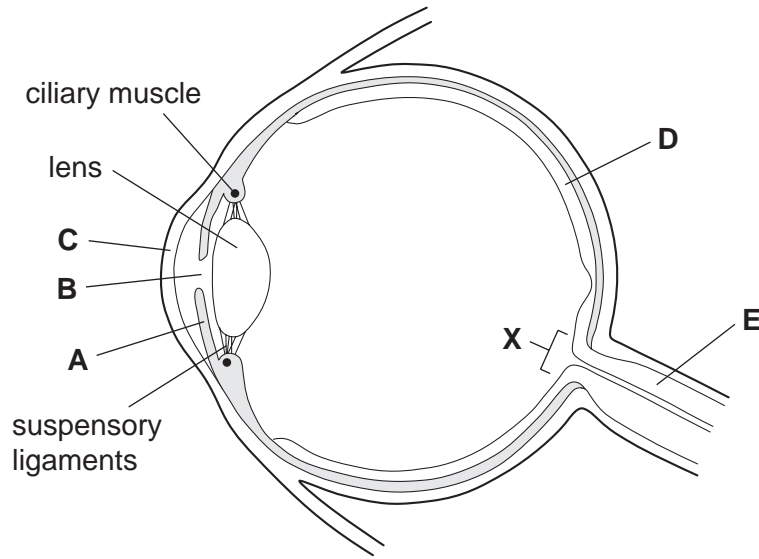


Fig. 5.1

(a) (i) Name the structures labelled **A**, **B**, **C** and **D**, shown in Fig. 5.1.

- A
- B
- C
- D

[4]

(ii) State the function of structure **E**.

.....
..... [1]

(iii) Give **one** reason why area **X** is called the blind spot.

.....
..... [1]

(b) A girl looks at a distant tree and then looks at a small plant very close to her.

Describe the changes that take place in the ciliary muscles, the suspensory ligaments and the lens to allow the girl to focus on the small plant.

ciliary muscles

.....

suspensory ligaments

.....

lens

..... [3]

[Total: 9]

*For
Examiner's
Use*

6 Fig. 6.1 shows a section through human skin.

For
Examiner's
Use

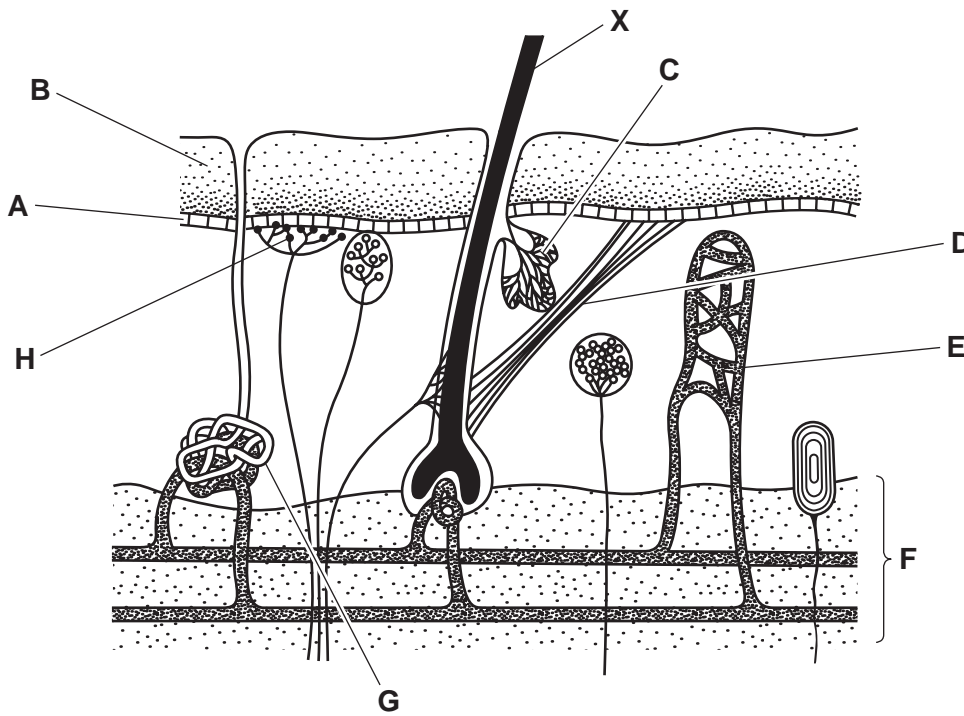


Fig. 6.1

(a) In Table 6.1, write the letter from Fig. 6.1 which labels the structure that carries out each of the functions.

One has been completed for you.

Table 6.1

function	letter
helps to prevent dehydration of the body	B
detects changes in the external temperature	
dilates when body temperature rises	
prevents most heat loss from the body	
produces a fluid to help the body lose heat	

[4]

(b) Name the structure labelled **X** on Fig. 6.1.

X

[1]

[Total: 5]

7 (a) Explain what is shown by a food web.

.....
.....
.....
.....
..... [2]

(b) Fig. 7.1 shows part of the food web in the arctic tundra.

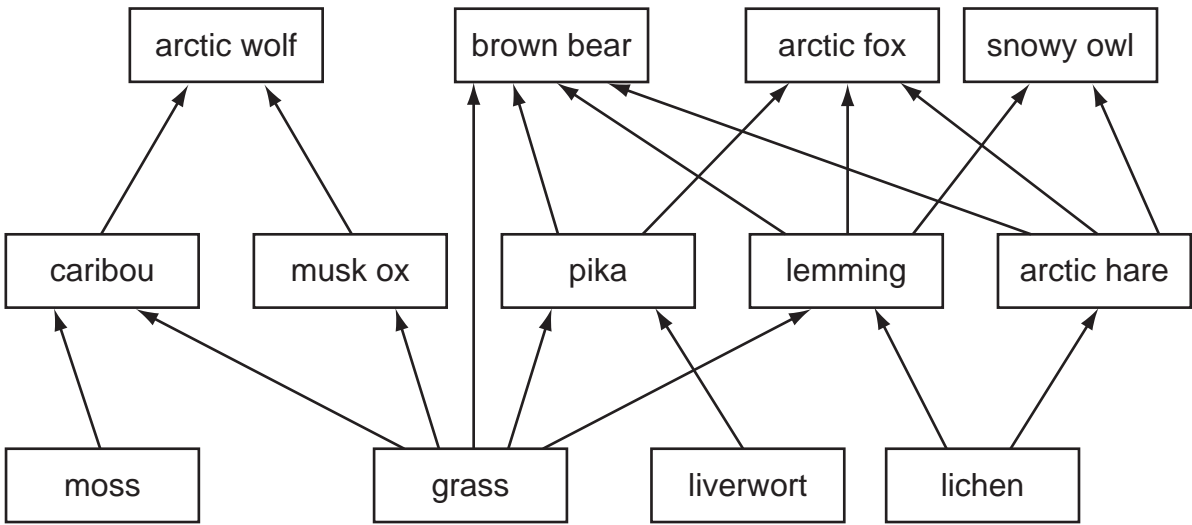


Fig. 7.1

(i) Name **one** organism, shown in Fig. 7.1, that feeds on both animals and plants.

..... [1]

(ii) The arctic wolf is sometimes described as a top carnivore.

Define the term *carnivore*.

.....
..... [1]

(iii) Suggest why top carnivores, such as the arctic wolf, are usually only present in very small numbers in an area.

.....
.....
.....
.....
..... [2]

(c) The number of lemmings in an area undergoes a rapid decrease every few years.

Explain how a decrease in lemmings may affect the number of arctic foxes **and** arctic hares.

(i) arctic foxes

.....
.....
.....
.....

(ii) arctic hares

.....
.....
.....
..... [3]

[Total: 9]

8 Table 8.1 shows the effect of the use of nitrate fertilisers on the yield of a crop.

For
Examiner's
Use

(a) Plot the data from Table 8.1 as a line graph using the axes provided on Fig. 8.1.




Fig. 8.1

[4]

Table 8.1

nitrate fertiliser added / kg per ha	yield of crop / tonnes per ha
0	3.0
50	4.8
100	7.0
150	8.6
200	8.2

For
Examiner's
Use

(b) (i) Calculate by how much the crop yield increased when 50kg per ha of nitrate fertiliser was added.

..... tonnes per ha [1]

(ii) Use your graph to determine how much nitrate fertiliser must be added to double the unfertilised crop yield.

..... kg per ha [1]

(iii) Some farmers add more than 150kg per ha of nitrate fertiliser.

Suggest **two** reasons why this is **not** a good idea.

1

.....

2

..... [2]

(iv) A farmer has only 100 kg of nitrate fertiliser available, but 2 ha of land.

He has to decide whether to put all of the fertiliser on one field of 1 ha or to spread it evenly over both fields of 1 ha each.

Use the data in Table 8.1 to calculate which decision would give the farmer the highest yield, in total.

calculation

.....

.....

decision [2]

(c) Explain why the yield of a crop can be increased by adding nitrate fertilisers.

.....
.....
.....
.....
.....
..... [3]

[Total: 13]

9 When a mass of still air becomes trapped over a city, pollutants build up in the air next to the ground.

(a) (i) Name **two** chemical pollutants that might build up over a busy city centre.

1
2 [2]

(ii) Vehicles such as cars burn fossil fuels.

Explain why vehicles may be banned from the city if pollution becomes severe.

.....
.....
.....
.....
.....
..... [3]

(b) If air pollution is very severe, warnings may be given not to take young babies into the city centre and for any people with heart and respiratory problems to stay inside.

*For
Examiner's
Use*

Suggest **two** reasons for this advice.

1
.....

2
.....

..... [2]

[Total: 7]

BLANK PAGE

Permission to reproduce items where third-party owned material protected by copyright is included has been sought and cleared where possible. Every reasonable effort has been made by the publisher (UCLES) to trace copyright holders, but if any items requiring clearance have unwittingly been included, the publisher will be pleased to make amends at the earliest possible opportunity.

University of Cambridge International Examinations is part of the Cambridge Assessment Group. Cambridge Assessment is the brand name of University of Cambridge Local Examinations Syndicate (UCLES), which is itself a department of the University of Cambridge.