

Please check the examination details below before entering your candidate information

Candidate surname

Other names

**Pearson Edexcel**  
**International**  
**Advanced Level**

Centre Number

--	--	--	--	--

Candidate Number

--	--	--	--	--

**Tuesday 13 October 2020**

Afternoon (Time: 1 hour 30 minutes)

Paper Reference **WME03/01**

**Mathematics**

**International Advanced Subsidiary/Advanced Level**  
**Mechanics M3**

**You must have:**

Mathematical Formulae and Statistical Tables (Blue), calculator

Total Marks

--

**Candidates may use any calculator permitted by Pearson regulations. Calculators must not have the facility for symbolic algebra manipulation, differentiation and integration, or have retrievable mathematical formulae stored in them.**

### Instructions

- Use **black** ink or ball-point pen.
- If pencil is used for diagrams/sketches/graphs it must be dark (HB or B).
- **Fill in the boxes** at the top of this page with your name, centre number and candidate number.
- Answer **all** questions and ensure that your answers to parts of questions are clearly labelled.
- Answer the questions in the spaces provided  
– *there may be more space than you need.*
- You should show sufficient working to make your methods clear. Answers without working may not gain full credit.
- Whenever a numerical value of  $g$  is required, take  $g = 9.8 \text{ m s}^{-2}$ , and give your answer to either two significant figures or three significant figures.

### Information

- A booklet 'Mathematical Formulae and Statistical Tables' is provided.
- There are 7 questions in this question paper. The total mark for this paper is 75.
- The marks for **each** question are shown in brackets  
– *use this as a guide as to how much time to spend on each question.*

### Advice

- Read each question carefully before you start to answer it.
- Try to answer every question.
- Check your answers if you have time at the end.
- If you change your mind about an answer, cross it out and put your new answer and any working underneath.

Turn over ►

P61292A

©2020 Pearson Education Ltd.

1/1/1



Pearson

1.

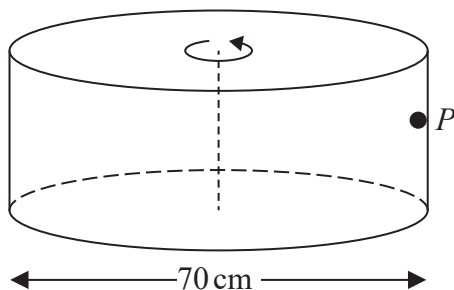


Figure 1

Figure 1 shows a hollow cylinder with diameter 70 cm. The cylinder is rotating at a constant angular speed about its axis, which is vertical. As the cylinder rotates, a particle  $P$  remains in contact with the same point on the rough inside surface of the cylinder. The particle is moving in a horizontal circle of diameter 70 cm.

The cylinder makes 2 complete revolutions every second.

The coefficient of friction between  $P$  and the cylinder is  $\mu$ .

Find the range of possible values of  $\mu$ .

(6)

---

---

---

---

---

---

---

---

---

---

---

---

---

---

---

---

---

---

---

---

---

---

---

---

---

DO NOT WRITE IN THIS AREA

DO NOT WRITE IN THIS AREA

DO NOT WRITE IN THIS AREA



### Question 1 continued

DO NOT WRITE IN THIS AREA

*(This area contains multiple horizontal lines for writing.)*

**(Total 6 marks)**

**Q1**



2.

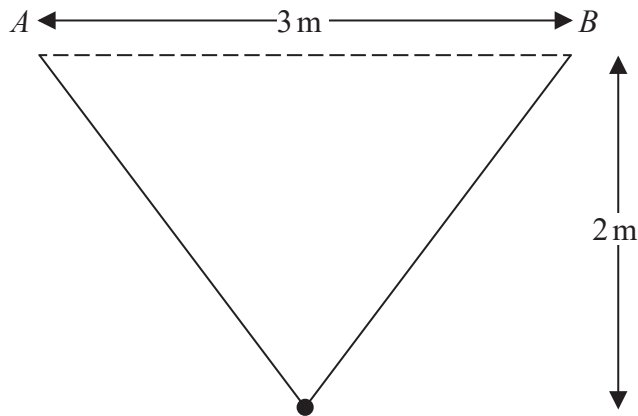


Figure 2

A smooth bead of weight  $12\text{ N}$  is threaded onto a light elastic string of natural length  $3\text{ m}$ . The points  $A$  and  $B$  are on a horizontal ceiling, with  $AB = 3\text{ m}$ . One end of the string is attached to  $A$  and the other end of the string is attached to  $B$ .

The bead hangs freely in equilibrium,  $2\text{ m}$  below the ceiling, as shown in Figure 2.

(a) Find the tension in the string. (4)

(b) Show that the modulus of elasticity of the string is  $11.25\text{ N}$ . (2)

The bead is now pulled down to a point vertically below its equilibrium position and released from rest.

(c) Find the elastic energy stored in the string at the instant when the bead is moving at its maximum speed. (2)

---

---

---

---

---

---

---

---

---

---

---

---

---

---

---

---

---

---

---

---

---

---

---

---

---

---

---

---

---

---

DO NOT WRITE IN THIS AREA





3.

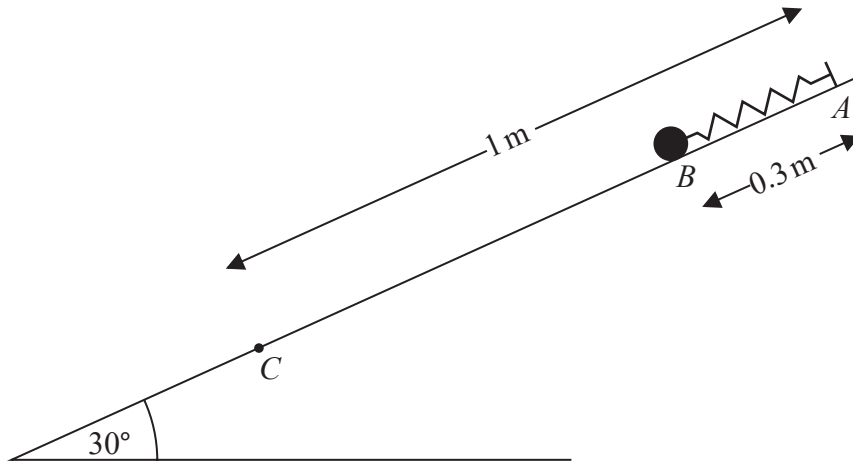


Figure 3

A particle  $P$  of mass  $2 \text{ kg}$  is attached to one end of a light elastic spring, of natural length  $0.8 \text{ m}$  and modulus of elasticity  $12 \text{ N}$ . The other end of the spring is attached to a fixed point  $A$  on a rough plane. The plane is inclined at  $30^\circ$  to the horizontal. Initially  $P$  is held at rest on the plane at the point  $B$ , where  $B$  is below  $A$ , with  $AB = 0.3 \text{ m}$  and  $AB$  lies along a line of greatest slope of the plane. The point  $C$  lies on the plane with  $AC = 1 \text{ m}$ , as shown in Figure 3.

The coefficient of friction between  $P$  and the plane is  $0.3$

After being released  $P$  passes through the point  $C$ .

Find the speed of  $P$  at the instant it passes through  $C$ .

(7)

---

---

---

---

---

---

---

---

---

---

---

---

---

---

---

---

---

---

---

---

---

---

---

---

---

DO NOT WRITE IN THIS AREA



DO NOT WRITE IN THIS AREA

DO NOT WRITE IN THIS AREA

DO NOT WRITE IN THIS AREA

Leave blank

**Question 3 continued**

---

---

---

---

---

---

---

---

---

---

---

---

---

---

---

---

---

---

---

---

---

---

---

---

---

---

---

---

---

---

**(Total 7 marks)**

Q3

--

















Leave  
blank

**Question 5 continued**

A series of 32 horizontal lines for writing the answer to Question 5.

DO NOT WRITE IN THIS AREA

DO NOT WRITE IN THIS AREA

DO NOT WRITE IN THIS AREA





6. A light elastic string has natural length  $a$  and modulus of elasticity  $\frac{3}{4} mg$ . A particle  $P$  of mass  $m$  is attached to one end of the string. The other end of the string is attached to a fixed point  $A$ . Particle  $P$  hangs freely in equilibrium at the point  $O$ , vertically below  $A$ .

(a) Find the distance  $OA$ . (2)

The particle  $P$  is now pulled vertically down to a point  $B$ , where  $AB = 3a$ , and released from rest.

(b) Show that, throughout the subsequent motion,  $P$  performs **only** simple harmonic motion, justifying your answer. (6)

The point  $C$  is vertically below  $A$ , where  $AC = 2a$ .

Find, in terms of  $a$  and  $g$ ,

(c) the speed of  $P$  at the instant that it passes through  $C$ , (3)

(d) the time taken for  $P$  to move directly from  $B$  to  $C$ . (4)

---

---

---

---

---

---

---

---

---

---

---

---

---

---

---

---

---

---

---

---

---

---

---

---

---

---

---

---

---

---

---

DO NOT WRITE IN THIS AREA

DO NOT WRITE IN THIS AREA

DO NOT WRITE IN THIS AREA











7.

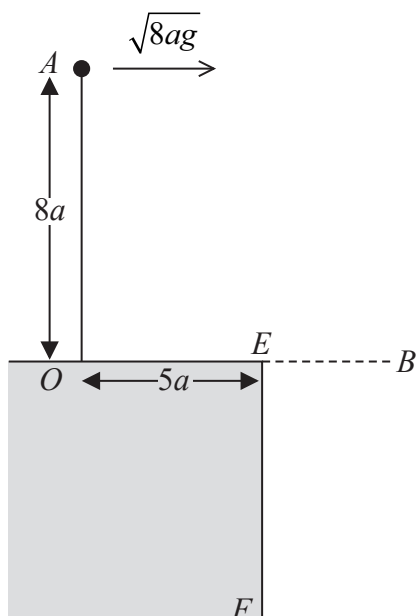


Figure 5

A particle of mass  $m$  is attached to one end of a light inextensible string of length  $8a$ . The other end of the string is fixed to the point  $O$  on the smooth horizontal surface of a desk. The point  $E$  is on the edge of the desk, where  $OE = 5a$  and  $OE$  is perpendicular to the edge of the desk. The particle is held at the point  $A$ , vertically above  $O$ , with the string taut.

The particle is projected horizontally from  $A$  with speed  $\sqrt{8ag}$  in the direction  $OE$ , as shown in Figure 5.

When the particle is above the level of  $OE$  the particle is moving in a vertical circle with radius  $8a$ .

Given that, when the string makes an angle  $\theta$  with the upward vertical through  $O$ , the tension in the string is  $T$ ,

(a) show that  $T = 3mg(1 - \cos\theta)$  (7)

At the instant when the string is horizontal, the particle passes through the point  $B$ .

(b) Find the instantaneous change in the tension in the string as the particle passes through  $B$ . (3)

The particle hits the vertical side  $EF$  of the desk and rebounds. As a result of the impact, the particle loses one third of the kinetic energy it had immediately before the impact.

In the subsequent motion the string becomes slack when it makes an angle  $\alpha$  with the upward vertical through  $O$ .

(c) Show that  $\cos\alpha = \frac{7}{12}$  (7)

DO NOT WRITE IN THIS AREA

DO NOT WRITE IN THIS AREA

DO NOT WRITE IN THIS AREA



Question 7 continued

A series of horizontal lines for writing, spanning most of the page width and starting below the question header.

DO NOT WRITE IN THIS AREA

DO NOT WRITE IN THIS AREA

DO NOT WRITE IN THIS AREA







