



UNIVERSITY OF CAMBRIDGE INTERNATIONAL EXAMINATIONS
International General Certificate of Secondary Education

CANDIDATE
NAME

CENTRE
NUMBER

--	--	--	--	--

CANDIDATE
NUMBER

--	--	--	--



CHEMISTRY

0620/33

Paper 3 (Extended)

October/November 2012

1 hour 15 minutes

Candidates answer on the Question Paper.

No Additional Materials are required.

READ THESE INSTRUCTIONS FIRST

Write your Centre number, candidate number and name on all the work you hand in.

Write in dark blue or black pen.

You may use a pencil for any diagrams, graphs or rough working.

Do not use staples, paper clips, highlighters, glue or correction fluid.

DO NOT WRITE IN ANY BARCODES.

Answer **all** questions.

A copy of the Periodic Table is printed on page 16.

At the end of the examination, fasten all your work securely together.

The number of marks is given in brackets [] at the end of each question or part question.

For Examiner's Use

1	
2	
3	
4	
5	
6	
7	
Total	

This document consists of **14** printed pages and **2** blank pages.



1 For each of the following, select an element from Period 4, potassium to krypton, which matches the description.

(a) A metal that reacts rapidly with cold water to form a compound of the type $M(OH)_2$ and hydrogen.
..... [1]

(b) Its only oxidation state is 0. [1]

(c) It has a macromolecular oxide, XO_2 , which has similar physical properties to those of diamond.
..... [1]

(d) This is one of the metals alloyed with iron in stainless steel. [1]

(e) It can be reduced to an ion of the type X^- [1]

(f) It can form a covalent hydride having the formula H_2X [1]

(g) Its soluble salts are blue and its oxide is black. [1]

(h) It is a liquid at room temperature. [1]

[Total: 8]

2 (a) State a use for each of the following gases.

(i) chlorine [1]

(ii) argon [1]

(iii) ethene [1]


(iv) oxygen [1]

(b) Describe how oxygen is obtained from air.

.....
..... [2]

[Total: 6]

- 3 (a) A small amount of liquid bromine is added to a container which is then sealed.



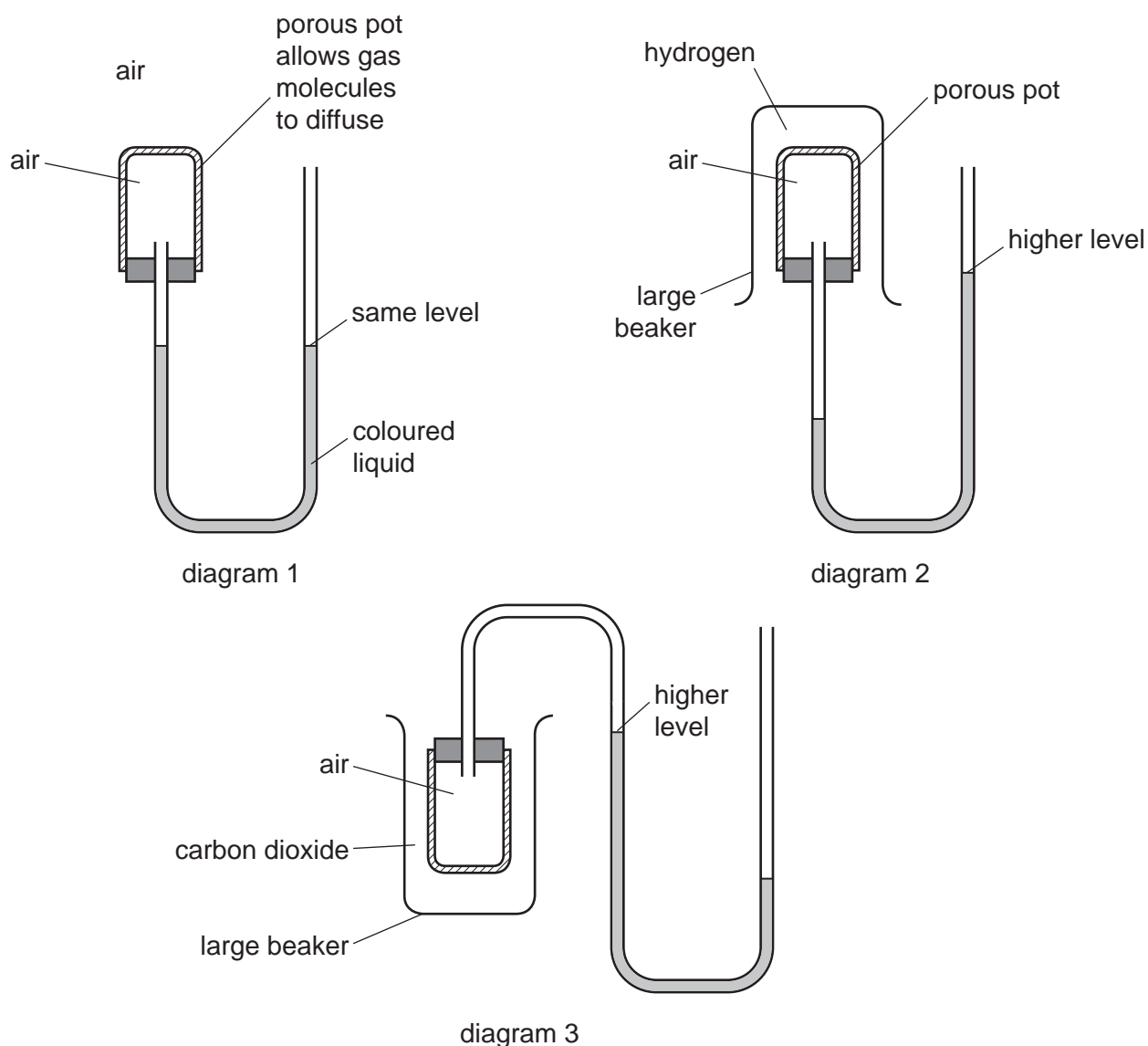
Use the ideas of the Kinetic Theory to explain why, after about an hour, the bromine molecules have spread uniformly to occupy the whole container.

.....

.....

..... [3]

- (b) The diagrams below show simple experiments on the speed of diffusion of gases.



Complete the following explanations. Diagram 1 has been done for you.

Diagram 1

There is air inside and outside the porous pot so the rate of diffusion of air into the pot is the same as the rate of diffusion of air out of the pot. The pressure inside and outside the pot is the same so the coloured liquid is at the same level on each side of the tube.

Diagram 2

.....
.....
.....
..... [3]

Diagram 3

.....
.....
.....
..... [3]

[Total: 9]

4 Zinc alloys have been used for over 2500 years.

(a) (i) Explain the phrase *zinc alloy*.

.....
..... [1]

(ii) Making alloys is still a major use of zinc. State **one** other large scale use of zinc.

..... [1]

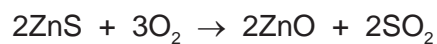
(iii) Describe the bonding in a typical metal, such as zinc, and then explain why it is malleable. You may use a diagram to illustrate your answer.

.....
.....
..... [3]

(iv) Suggest why the introduction of a different atom into the structure makes the alloy less malleable than the pure metal.

.....
..... [2]

(b) Zinc metal is made by the reduction of zinc oxide. The major ore of zinc is zinc blende, ZnS. Zinc blende contains silver and lead compounds as well as zinc sulfide. Zinc blende is converted into impure zinc oxide by heating it in air.



(i) Describe how zinc oxide is reduced to zinc.

..... [1]

(ii) Some of the zinc oxide is dissolved in sulfuric acid to make aqueous zinc sulfate. Write a balanced symbol equation for this reaction.

..... [2]

- (iii) This impure solution of zinc sulfate contains zinc ions, silver(I) ions and lead ions. Explain why the addition of zinc powder produces pure zinc sulfate solution. Include at least one ionic equation in your explanation.

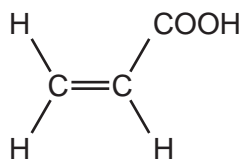
.....
.....
.....
.....
..... [4]

- (iv) Describe how zinc metal can be obtained from zinc sulfate solution by electrolysis. A labelled diagram is acceptable. Include all the products of this electrolysis. The electrolysis is similar to that of copper(II) sulfate solution with inert electrodes.

[4]

[Total: 18]

- 5 Propenoic acid is an unsaturated carboxylic acid. The structural formula of propenoic acid is given below.



- (a) (i) Describe how you could show that propenoic acid is an unsaturated compound.

test

result

..... [2]

- (ii) Without using an indicator, describe how you could show that a compound is an acid.

test

result

..... [2]

- (b) Propenoic acid reacts with ethanol to form an ester. Deduce the name of this ester. Draw its structural formula.

name of ester

structural formula showing all bonds

[3]

- (c) An organic compound has a molecular formula $\text{C}_6\text{H}_8\text{O}_4$. It is an unsaturated carboxylic acid. One mole of the compound reacts with two moles of sodium hydroxide.

- (i) Explain the phrase *molecular formula*.

.....

..... [2]

- (ii) One mole of this carboxylic acid reacts with two moles of sodium hydroxide.
How many moles of -COOH groups are there in one mole of this compound?

..... [1]

- (iii) What is the formula of another functional group in this compound?

..... [1]

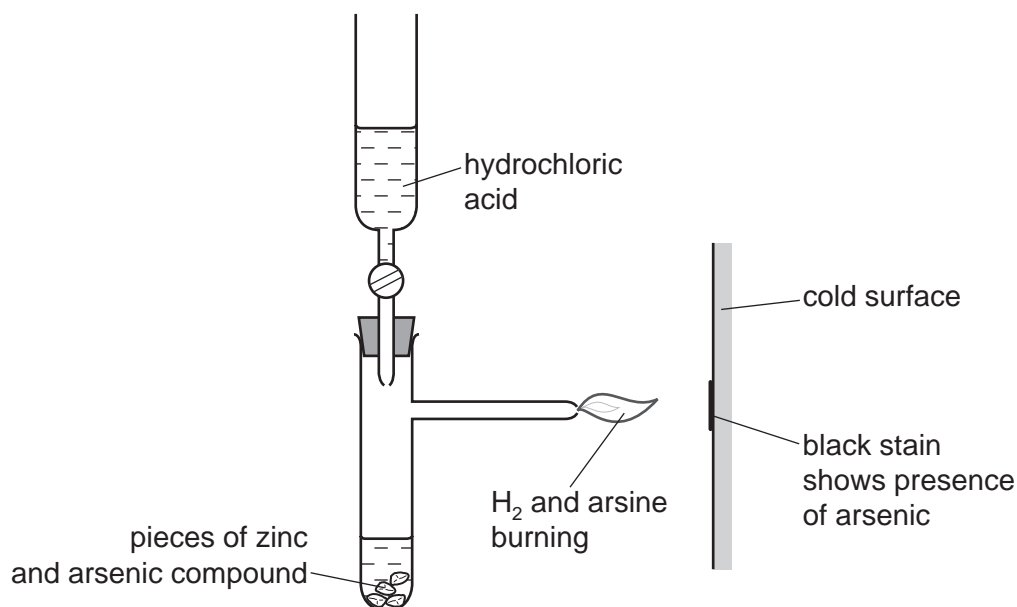
- (iv) Deduce a structural formula of this compound.

[1]

[Total: 12]

- 6 Until recently, arsenic poisoning, either deliberate or accidental, has been a frequent cause of death. The symptoms of arsenic poisoning are identical with those of a common illness, cholera. A reliable test was needed to prove the presence of arsenic in a body.

(a) In 1840, Marsh devised a reliable test for arsenic.



Hydrogen is formed in this reaction. Any arsenic compound reacts with this hydrogen to form arsine which is arsenic hydride, AsH_3 .

The mixture of hydrogen and arsine is burnt at the jet and arsenic forms as a black stain on the glass.

- (i) Write an equation for the reaction which forms hydrogen.

..... [2]

- (ii) Draw a diagram which shows the arrangement of the outer (valency) electrons in one molecule of the covalent compound arsine.
The electron distribution of arsenic is $2 + 8 + 18 + 5$.

Use x to represent an electron from an arsenic atom.

Use o to represent an electron from a hydrogen atom.

[2]

(b) Another hydride of arsenic has the composition below.

arsenic 97.4% hydrogen 2.6%

(i) Calculate the empirical formula of this hydride **from the above data**.
Show your working.

.....
.....[2]

(ii) The mass of one mole of this hydride is 154 g. What is its molecular formula?

..... [1]

(iii) Deduce the structural formula of this hydride.

[1]

(c) Hair is a natural protein. Hair absorbs arsenic from the body. Analysis of the hair provides a measurement of a person's exposure to arsenic. To release the absorbed arsenic for analysis, the protein has to be hydrolysed.

(i) What is the name of the linkage in proteins?

..... [1]

(ii) Name a reagent which can be used to hydrolyse proteins.

..... [1]

(iii) What type of compound is formed by the hydrolysis of proteins?


..... [1]

(d) In the 19th Century, a bright green pigment, copper(II) arsenate(V) was used to kill rats and insects. In damp conditions, micro-organisms can act on this compound to produce the very poisonous gas, arsine.

(i) Suggest a reason why it is necessary to include the oxidation states in the name of the compound.

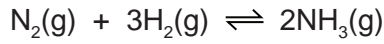
.....
..... [1]

(ii) The formula for the arsenate(V) ion is AsO_4^{3-} . Complete the ionic equation for the formation of copper(II) arsenate(V).



[Total: 14]

7 Ammonia is made by the Haber process.



(a) State **one** major use of ammonia.

..... [1]

(b) Describe how hydrogen is obtained for the Haber process.

.....
.....
..... [3]

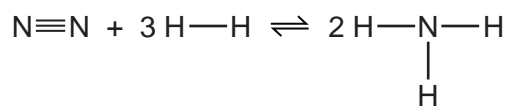
(c) This reaction is carried out at a high pressure, 200 atmospheres.
State, with an explanation for each, **two** advantages of using a high pressure.

.....
.....
.....
.....
..... [5]

(d) (i) What is the difference between an endothermic and an exothermic reaction?

.....
..... [1]

- (ii) Bond breaking is an endothermic process. Bond energy is the amount of energy needed to break or form one mole of the bond. Complete the table and explain why the forward reaction is exothermic.



bond	bond energy kJ/mol	energy change kJ	exothermic or endothermic
$\text{N}\equiv\text{N}$	944	+944	endothermic
$\text{H}-\text{H}$	436	$3 \times 436 = +1308$	
$\text{N}-\text{H}$	388		

.....

..... [3]

[Total: 13]

DATA SHEET
The Periodic Table of the Elements

		Group																				
I	II	III	IV	V	VI	VII	0															
		<table style="width: 100%; border-collapse: collapse;"> <tr> <td style="width: 5%;">1 H Hydrogen 1</td> <td colspan="10"></td> </tr> </table>										1 H Hydrogen 1										
1 H Hydrogen 1																						
		<table style="width: 100%; border-collapse: collapse;"> <tr> <td style="width: 5%;">5 B Boron 5</td> <td style="width: 5%;">11 B Boron 11</td> <td style="width: 5%;">12 C Carbon 6</td> <td style="width: 5%;">13 Al Aluminium 13</td> <td style="width: 5%;">14 Si Silicon 14</td> <td style="width: 5%;">15 P Phosphorus 15</td> <td style="width: 5%;">16 S Sulfur 16</td> <td style="width: 5%;">17 Cl Chlorine 17</td> <td style="width: 5%;">18 Ar Argon 18</td> <td style="width: 5%;">19 F Fluorine 9</td> <td style="width: 5%;">20 Ne Neon 10</td> </tr> </table>										5 B Boron 5	11 B Boron 11	12 C Carbon 6	13 Al Aluminium 13	14 Si Silicon 14	15 P Phosphorus 15	16 S Sulfur 16	17 Cl Chlorine 17	18 Ar Argon 18	19 F Fluorine 9	20 Ne Neon 10
5 B Boron 5	11 B Boron 11	12 C Carbon 6	13 Al Aluminium 13	14 Si Silicon 14	15 P Phosphorus 15	16 S Sulfur 16	17 Cl Chlorine 17	18 Ar Argon 18	19 F Fluorine 9	20 Ne Neon 10												
		<table style="width: 100%; border-collapse: collapse;"> <tr> <td style="width: 5%;">23 Na Sodium 11</td> <td style="width: 5%;">39 K Potassium 19</td> <td style="width: 5%;">55 Mn Manganese 25</td> <td style="width: 5%;">71 Co Cobalt 27</td> <td style="width: 5%;">87 Ni Nickel 28</td> <td style="width: 5%;">103 Rh Rhodium 45</td> <td style="width: 5%;">127 Ag Silver 47</td> <td style="width: 5%;">159 Au Gold 79</td> <td style="width: 5%;">209 Pb Lead 82</td> <td style="width: 5%;">271 Bi Bismuth 83</td> <td style="width: 5%;">353 At Astatine 85</td> </tr> </table>										23 Na Sodium 11	39 K Potassium 19	55 Mn Manganese 25	71 Co Cobalt 27	87 Ni Nickel 28	103 Rh Rhodium 45	127 Ag Silver 47	159 Au Gold 79	209 Pb Lead 82	271 Bi Bismuth 83	353 At Astatine 85
23 Na Sodium 11	39 K Potassium 19	55 Mn Manganese 25	71 Co Cobalt 27	87 Ni Nickel 28	103 Rh Rhodium 45	127 Ag Silver 47	159 Au Gold 79	209 Pb Lead 82	271 Bi Bismuth 83	353 At Astatine 85												
		<table style="width: 100%; border-collapse: collapse;"> <tr> <td style="width: 5%;">7 Li Lithium 3</td> <td style="width: 5%;">9 Be Beryllium 4</td> <td style="width: 5%;">21 Sc Scandium 21</td> <td style="width: 5%;">39 Y Yttrium 39</td> <td style="width: 5%;">55 Mn Manganese 25</td> <td style="width: 5%;">71 Co Cobalt 27</td> <td style="width: 5%;">87 Ni Nickel 28</td> <td style="width: 5%;">103 Rh Rhodium 45</td> <td style="width: 5%;">127 Ag Silver 47</td> <td style="width: 5%;">159 Au Gold 79</td> <td style="width: 5%;">209 Pb Lead 82</td> </tr> </table>										7 Li Lithium 3	9 Be Beryllium 4	21 Sc Scandium 21	39 Y Yttrium 39	55 Mn Manganese 25	71 Co Cobalt 27	87 Ni Nickel 28	103 Rh Rhodium 45	127 Ag Silver 47	159 Au Gold 79	209 Pb Lead 82
7 Li Lithium 3	9 Be Beryllium 4	21 Sc Scandium 21	39 Y Yttrium 39	55 Mn Manganese 25	71 Co Cobalt 27	87 Ni Nickel 28	103 Rh Rhodium 45	127 Ag Silver 47	159 Au Gold 79	209 Pb Lead 82												
		<table style="width: 100%; border-collapse: collapse;"> <tr> <td style="width: 5%;">133 Cs Caesium 55</td> <td style="width: 5%;">137 Ba Barium 56</td> <td style="width: 5%;">181 Ta Tantalum 73</td> <td style="width: 5%;">187 Hf Hafnium 72</td> <td style="width: 5%;">223 Ra Radium 88</td> <td style="width: 5%;">227 Ac Actinium 89</td> <td style="width: 5%;">285 Fr Francium 87</td> <td colspan="4"></td> </tr> </table>										133 Cs Caesium 55	137 Ba Barium 56	181 Ta Tantalum 73	187 Hf Hafnium 72	223 Ra Radium 88	227 Ac Actinium 89	285 Fr Francium 87				
133 Cs Caesium 55	137 Ba Barium 56	181 Ta Tantalum 73	187 Hf Hafnium 72	223 Ra Radium 88	227 Ac Actinium 89	285 Fr Francium 87																
		<table style="width: 100%; border-collapse: collapse;"> <tr> <td style="width: 5%;">133 Cs Caesium 55</td> <td style="width: 5%;">137 Ba Barium 56</td> <td style="width: 5%;">181 Ta Tantalum 73</td> <td style="width: 5%;">187 Hf Hafnium 72</td> <td style="width: 5%;">223 Ra Radium 88</td> <td style="width: 5%;">227 Ac Actinium 89</td> <td style="width: 5%;">285 Fr Francium 87</td> <td colspan="4"></td> </tr> </table>										133 Cs Caesium 55	137 Ba Barium 56	181 Ta Tantalum 73	187 Hf Hafnium 72	223 Ra Radium 88	227 Ac Actinium 89	285 Fr Francium 87				
133 Cs Caesium 55	137 Ba Barium 56	181 Ta Tantalum 73	187 Hf Hafnium 72	223 Ra Radium 88	227 Ac Actinium 89	285 Fr Francium 87																
		<table style="width: 100%; border-collapse: collapse;"> <tr> <td style="width: 5%;">140 Ce Cerium 58</td> <td style="width: 5%;">141 Pr Praseodymium 59</td> <td style="width: 5%;">144 Nd Neodymium 60</td> <td style="width: 5%;">150 Sm Samarium 62</td> <td style="width: 5%;">152 Eu Europium 63</td> <td style="width: 5%;">157 Gd Gadolinium 64</td> <td style="width: 5%;">162 Dy Dysprosium 66</td> <td style="width: 5%;">165 Ho Holmium 67</td> <td style="width: 5%;">167 Er Erbium 68</td> <td style="width: 5%;">169 Tm Thulium 69</td> <td style="width: 5%;">173 Yb Ytterbium 70</td> </tr> </table>										140 Ce Cerium 58	141 Pr Praseodymium 59	144 Nd Neodymium 60	150 Sm Samarium 62	152 Eu Europium 63	157 Gd Gadolinium 64	162 Dy Dysprosium 66	165 Ho Holmium 67	167 Er Erbium 68	169 Tm Thulium 69	173 Yb Ytterbium 70
140 Ce Cerium 58	141 Pr Praseodymium 59	144 Nd Neodymium 60	150 Sm Samarium 62	152 Eu Europium 63	157 Gd Gadolinium 64	162 Dy Dysprosium 66	165 Ho Holmium 67	167 Er Erbium 68	169 Tm Thulium 69	173 Yb Ytterbium 70												
		<table style="width: 100%; border-collapse: collapse;"> <tr> <td style="width: 5%;">232 Th Thorium 90</td> <td style="width: 5%;">238 U Uranium 92</td> <td style="width: 5%;">288 Pu Plutonium 94</td> <td style="width: 5%;">289 Am Americium 95</td> <td style="width: 5%;">289 Cm Curium 96</td> <td style="width: 5%;">289 Bk Berkelium 97</td> <td style="width: 5%;">289 Lr Lawrencium 103</td> <td colspan="4"></td> </tr> </table>										232 Th Thorium 90	238 U Uranium 92	288 Pu Plutonium 94	289 Am Americium 95	289 Cm Curium 96	289 Bk Berkelium 97	289 Lr Lawrencium 103				
232 Th Thorium 90	238 U Uranium 92	288 Pu Plutonium 94	289 Am Americium 95	289 Cm Curium 96	289 Bk Berkelium 97	289 Lr Lawrencium 103																

The volume of one mole of any gas is 24 dm³ at room temperature and pressure (r.t.p.).

a	X	b	
Key			
a = relative atomic mass X = atomic symbol b = proton (atomic) number			

*58-71 Lanthanoid series
†90-103 Actinoid series

Permission to reproduce items where third-party owned material protected by copyright is included has been sought and cleared where possible. Every reasonable effort has been made by the publisher (UCLES) to trace copyright holders, but if any items requiring clearance have unwittingly been included the publisher will be pleased to make amends at the earliest possible opportunity.