



Mark Scheme (Results)

Summer 2019

Pearson Edexcel GCSE
In Combined Science (1SC0) Paper 2CF

Edexcel and BTEC Qualifications

Edexcel and BTEC qualifications are awarded by Pearson, the UK's largest awarding body. We provide a wide range of qualifications including academic, vocational, occupational and specific programmes for employers. For further information visit our qualifications websites at www.edexcel.com or www.btec.co.uk. Alternatively, you can get in touch with us using the details on our contact us page at www.edexcel.com/contactus.

Pearson: helping people progress, everywhere

Pearson aspires to be the world's leading learning company. Our aim is to help everyone progress in their lives through education. We believe in every kind of learning, for all kinds of people, wherever they are in the world. We've been involved in education for over 150 years, and by working across 70 countries, in 100 languages, we have built an international reputation for our commitment to high standards and raising achievement through innovation in education. Find out more about how we can help you and your students at: www.pearson.com/uk

Summer 2019

Publications Code 1CH0_2F_1906_MS

All the material in this publication is copyright

© Pearson Education Ltd 2019

General Marking Guidance

- All candidates must receive the same treatment. Examiners must mark the first candidate in exactly the same way as they mark the last.
- Mark schemes should be applied positively. Candidates must be rewarded for what they have shown they can do rather than penalised for omissions.
- Examiners should mark according to the mark scheme not according to their perception of where the grade boundaries may lie.
- There is no ceiling on achievement. All marks on the mark scheme should be used appropriately.
- All the marks on the mark scheme are designed to be awarded. Examiners should always award full marks if deserved, i.e. if the answer matches the mark scheme. Examiners should also be prepared to award zero marks if the candidate's response is not worthy of credit according to the mark scheme.
- Where some judgement is required, mark schemes will provide the principles by which marks will be awarded and exemplification may be limited.
- When examiners are in doubt regarding the application of the mark scheme to a candidate's response, the team leader must be consulted.
- Crossed out work should be marked UNLESS the candidate has replaced it with an alternative response.

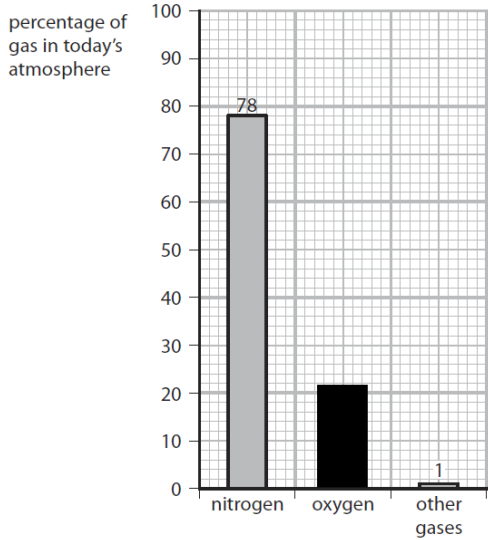
Mark schemes have been developed so that the rubrics of each mark scheme reflects the characteristics of the skills within the AO being targeted and the requirements of the command word. So for example the command word 'Explain' requires an identification of a point and then reasoning/justification of the point.

Explain questions can be asked across all AOs. The distinction comes whether the identification is via a judgment made to reach a conclusion, or, making a point through application of knowledge to reason/justify the point made through application of understanding. It is the combination and linkage of the marking points that is needed to gain full marks.

When marking questions with a 'describe' or 'explain' command word, the detailed marking guidance below should be consulted to ensure consistency of marking.

Assessment Objective		Command Word	
Strand	Element	Describe	Explain
AO1		An answer that combines the marking points to provide a logical description	An explanation that links identification of a point with reasoning/justification(s) as required
AO2		An answer that combines the marking points to provide a logical description, showing application of knowledge and understanding	An explanation that links identification of a point (by applying knowledge) with reasoning/justification (application of understanding)
AO3	1a and 1b	An answer that combines points of interpretation/evaluation to provide a logical description	
AO3	2a and 2b		An explanation that combines identification via a judgment to reach a conclusion via justification/reasoning
AO3	3a	An answer that combines the marking points to provide a logical description of the plan/method/experiment	
AO3	3b		An explanation that combines identifying an improvement of the experimental procedure with a linked justification/reasoning

Question number	Answer	Mark
1(a)	<p>C photosynthesis is the only correct answer</p> <p>A and B are processes that required oxygen</p> <p>D is a process that does not involve oxygen</p>	(1)

Question Number	Answer	Additional guidance	Mark
1(b)(i)	<p>Vertical bar for oxygen to just over 20% as shown in the bar chart (ignore width):</p>  <p>percentage of gas in today's atmosphere</p> <p>nitrogen oxygen other gases</p> <p>(1)</p>	<p>ignore bars touching each other</p> <p>ignore 21 above bar</p>	(1)

Question Number	Answer	Additional guidance	Mark
1(b)(ii)	MP1 : $\frac{21}{100}$ (1) (=0.21) MP2 : 0.21×300 (1) (= 63) (cm ³)	63 (cm ³) with no working scores 2 marks 300/4.76 = 63 (2) 300/4.8 = 62.5 (2) allow 21 x 300 (1) (= 6300) allow $\frac{300}{100}$ (1) (= 3)	(2)

Question number	Answer	Additional guidance	Mark
1(c)	<p>1 mark for each line</p>	Each line 1 mark Do not award mark if more than one line joins the left-hand boxes with those on the right	(2)

Question number	Answer	Mark
1(d)	<p>B a glowing splint will relight when placed in the gas</p> <p>A describes the test for carbon dioxide</p> <p>C describes the test for hydrogen</p> <p>D describes the test for an alkaline gas such as ammonia</p>	(1)

Total for Question 1 = 7 marks

Question number	Answer	Additional guidance	Mark
2(a)(i)	halogens Or halogen	reject halide	(1)

Question number	Answer	Additional guidance	Mark
2(a)(ii)	noble gases or inert gases or rare gases	Do not allow gases alone	(1)

Question number	Answer	Mark
2(b)	C yellow-green red-brown is the only correct answer A gives the colours for iodine vapour and chlorine gas B gives the colours for solid iodine and iodine vapour D gives the colours for bromine liquid and iodine vapour	(1)

Question number	Answer	Mark
2(c)	<p>D liquid solid is the only correct answer</p> <p>A, B and C are incorrect because bromine is a liquid and iodine is a solid at 50 °C</p>	(1)


Question number	Answer	Additional guidance	Mark
2(d)	<p>accept any number in the range 1.4 – 3.5</p> <p>accept value either on answer or in the space in the table</p>	<p>Allow any number of decimal places</p> <p>Do not allow number below 1.4</p> <p>Do not allow negative numbers</p> <p>Do not allow numbers greater than 3.5</p>	(1)

Question Number	Answer	Additional guidance	Mark
2(e)	<p>An explanation linking the points in one of the pairs</p> <p>EITHER</p> <ul style="list-style-type: none"> • argon is {inert / a noble gas} OR argon has /atoms have) {full / 8 electrons in} outer shell (1) • so (it) does not react (with metal filament) OR (argon/atoms) do not {gain / lose / share electrons} <p>OR</p> <ul style="list-style-type: none"> • oxygen is reactive (1) • (air/oxygen) reacts with metal filament / forms metal oxide (1) 	<p>so metal does not burn/ combust (in argon) so (argon) does not {burn / combust} with metal (filament)</p> <p>so (argon) {is unreactive / less reactive / not very reactive / inactive } (with metal filament)</p> <p>ignore air for MP1 here</p> <p>allow metal burns</p>	(2)

Total for Question 2 = 7 marks

Question Number	Answer	Additional guidance	Mark
3(a)	(top pan) balance (1)	allow (weighing) scale(s)	(1)

Question Number	Answer	Additional guidance	Mark
3(b)	<p>An explanation linking</p> <ul style="list-style-type: none"> temperature rises / increases (by 11 °C) (1) exothermic process (1) 	<p>allow gets hotter / water heats up {temperature / it} goes up</p> <p>Ignore heat increasing for MP1</p> <p>allow heat / energy {given out / released to surroundings}</p> <p>reject endothermic for MP2</p>	(2)

Question Number	Answer	Mark
3(c)(i)	<p>C  is the only correct answer</p> <p>A is the hazard symbol for corrosive substances B is the hazard symbol for substances that are harmful to the environment D is the hazard symbol for flammable substances</p>	(1)

Question Number	Answer	Additional guidance	Mark
3(c)(ii)	wear {goggles / safety glasses} / wear gloves	allow eye protection ignore tie long hair back ignore safety clothing / ppe	(1)

Question Number	Answer	Additional guidance	Mark
3(d)	put a lid on / put cover on top / lag beaker / use insulation / use polystyrene cup (1)	allow any material around the beaker that prevents heat loss eg cotton wool /(aluminium) foil	(1)

Question Number	Answer	Additional guidance	Mark
3(e)	<p>MP1 : using volume = $\frac{\text{mass}}{\text{concentration}}$ (1)</p> <p>MP2: volume = $\frac{9.0}{12}$ (dm³) (1) (= 0.75 dm³)</p> <p>MP3: converting volume to cm³ = 0.75 x 1000 (1) (= 750 (cm³))</p>	<p>without working 750 cm³ 3 marks 0.75 (dm³) 2 marks</p> <p>$\frac{12}{9} (0) \times 1000 (1) = 1333 \text{ cm}^3$</p>	(3)

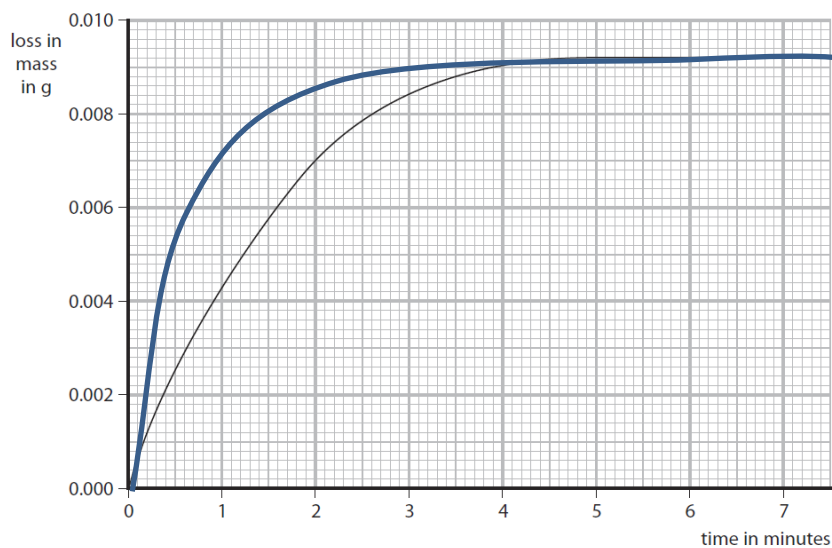
Total for Question 3 = 9 marks

Question Number	Answer	Additional guidance	Mark
4(a)	Any suitable container for measuring volume of 100 cm ³ eg measuring cylinder	allow burette / pipette ignore beaker, conical flask, measuring jug	(1)

Question Number	Answer	Additional guidance	Mark
4(b)	An explanation linking <ul style="list-style-type: none"> {hydrogen / gas} formed / OWTTE (1) escapes (from the flask) (1) 	allow released (from the flask) ignore references to magnesium reacting	(2)

Question Number	Answer	Additional guidance	Mark
4(c)	An explanation linking <ul style="list-style-type: none"> MP1 : fewer reacting particles left / some particles reacted (1) MP2 : fewer collisions (1) MP3 :(fewer) frequent (collisions) (1) 	for full marks, reference needs to be made to particles in answer allow more particles at the start (than at the end) allow less magnesium / less reactants (1) allow 'less' ignore particle speed allow (fewer collisions) per {second / unit time} {less/fewer} frequent collisions scores MP2 and MP3	(3)

Question Number	Answer	Additional guidance	Mark
4(d)	(mass loss will be) greater (1)	Allow more gas Ignore references to reaction rate	(1)

Question Number	Answer	Additional guidance	Mark
4(e)	 <p>(2)</p>	line drawn with steeper gradient to left of line (1) levelling off at the same height as the existing line (1)	(2)

C.S. Number	Answer	Additional guidance	Mark
4(f)(i)	makes it faster / increases rate / lowers activation energy	<p>accept speeds it up / increases collision rate allow shorter reaction time / alternative reaction pathway / it could be carried out at a lower temperature</p> <p>ignore other aspects of catalysis eg is not used up ignore 'slows down the activation energy' ignore speeds up reaction time</p>	(1)

Question Number	Answer	Additional guidance	Mark
4(f)(ii)	<p>Any three experimental points to include</p> <p>MP1 : use known mass of catalyst in a reaction / find mass of catalyst before reaction (1)</p> <p>MP2 : after reaction {remove / filter} & dry (1)</p> <p>MP3 : find mass of catalyst afterwards / mass of catalyst unchanged (1)</p>	<p>calculate difference in final and initial masses</p>	(3)

Total for Question 4 = 13 marks

Question Number	Answer	Mark
5(a)	B Crude oil is a mixture of hydrocarbons is the only correct answer Answer A, C and D are factually incorrect	(1)

Question Number	Answer	Additional guidance	Mark
5(b)(i)	kerosene: (fuel for) aircraft / jets / lamps / cooking / heaters / fire lighters / rocket fuel (1) diesel oil: (fuel for) cars / trains / trucks / lorries / vehicles / tractors / generators / boats (1)	ignore generic uses such as factories / machines / engines / fuel reject trains, boats allow ships	(2)

Question Number	Answer	Additional guidance	Mark
5(b)(ii)	any one of <ul style="list-style-type: none"> • boiling point: low(er) • melting point: low(er) • ignition: easy / easier • viscosity: low(er)/ {runny / runnier} / thin(ner) • flammability: high(er) • volatility: high(er) • density: low(er) 	Note : unless otherwise stated, comparison is kerosene with diesel oil ignore lower number of carbons and hydrogens: lower length of chain: lower /shorter molecule / colour sootiness: diesel has sootier flame accept reverse argument for diesel oil note: property may be implicit in comparison	(1)

Question Number	Answer	Additional guidance	Mark
5(c)(i)	<p>An explanation linking</p> <ul style="list-style-type: none"> they differ by CH₂ / differ by one carbon atom / pentane has one more carbon (1) they have the same general formula / C_nH_{2n+2} / both alkanes (1) 	<p>ignore: similar chemical properties, quoting the two molecular formulae, they are both saturated, both have single bonds (only)</p> <p>reject carbon or hydrogen molecules for MP1</p> <p>ignore same pattern of formula / similar general formula</p> <p>reject same {chemical / molecular} formula</p>	(2)

Question Number	Answer	Additional guidance	Mark
5(c)(ii)	<p>82.8 with or without working scores 3 correct answer but incorrectly rounded or not to 3sf scores 2</p> <p>4 x 12 (1) (= 48) OR <u>100</u> (= 1.724...) (1) 58</p> <p><u>48</u> x 100 (1) (= 82.759) 58</p> <p>= 82.8 (g) (1)</p>	<p>allow ecf but calculation must use 12, 58, 100</p> <p>if working rounded to 1dp and carried forward, allow full marks eg 1.72 x 48 = 82.56 (2) or 82.6 (3)</p> <p>allow: <u>100</u> (1) (= 1.72414) 58 = 1.72 (1) (to 3 sf)</p> <p>OR <u>100</u> (1) x 12 (= 20.68966) 58 = 20.7 (1) (to 3 sf)</p> <p>OR 4 x 12 (1) x 100 (= 4800) = 4.80 x 10³ (1) (to 3 sf)</p>	(3)

C.S. Number	Answer	Additional guidance	Mark
5(c)(iii)	butane + oxygen → carbon dioxide + water (2) butane + oxygen → (1) → carbon dioxide + water (1)	allow $C_4H_{10} + 6.5 O_2 \rightarrow 4CO_2 + 5H_2O$ (2) allow multiples correct formulae no balancing (1) allow hydrogen oxide for water allow reactants and products in either order ignore state symbols allow = for →	(2)

Total for Question 5 = 11 marks

Question Number	Answer	Mark
6(a)	<p>B 13 14 10 is the only correct answer</p> <p>A is incorrect because it is the numbers of subatomic particles in the atom not the ion</p> <p>C is incorrect because it would be an isotope of silicon with a +4 charge to it</p> <p>D is incorrect because it would be another isotope of silicon but with a 3- charge to it.</p>	(1)

Question Number	Answer	Additional guidance	Mark
6(b)	<p>2.25/ 2.3 with or without working scores 3</p> <p>MgO = 24 + 16 = 40 (1)</p> <p>THEN</p> <p>1 g Mg forms $\frac{40}{24}$ (1) = 1.67 (g) MgO</p> <p>1.35 g Mg forms $\frac{40 \times 1.35}{24}$ (1) MgO</p> <p>= 2.25 (g)</p> <p>OR</p> <p>Mg $\frac{1.35}{24}$ (1) = 0.05625</p> <p>MgO 0.05625 x 40 (1) = 2.25 (g)</p>	<p>allow ecf for incorrect formula mass</p> <p>allow</p> <p>48 g Mg forms 80 g MgO (1)</p> <p>(could be under the equation)</p> <p>THEN</p> <p>1 g Mg forms $\frac{80}{48}$ (1) = 1.67 g MgO</p> <p>1.35 g Mg forms $\frac{80 \times 1.35}{48}$ (1) MgO</p> <p>= 2.25 (g)</p> <p>OR</p> <p>Mg $\frac{1.35}{48}$ (1) = 0.028125</p> <p>MgO 0.028125 x 80 (1) = 2.25 (g)</p> <p>Note 40 x 1.35 = 54 (2) or 80 x 1.35 = 108 (2)</p>	(3)

Question Number	Answer	Additional guidance	Mark
6(c)	$\text{Cl}_2 + \text{H}_2 \rightarrow 2\text{HCl} \text{ (3)}$ $\text{Cl}_2 + \text{H}_2 \rightarrow \text{ (1)}$ $\rightarrow \text{HCl} \text{ (1)}$ balancing of correct formulae (1)	do not penalise incorrect small/ capital letters for left hand side formulae, do not allow Cl ² or Cl ₂ , but allow MP3 if correctly balanced allow reactants in either order allow ClH for HCl allow = for → allow multiples ignore state symbols if molecules have a + or - charge do not allow mark for formulae but allow MP3 for correct balancing	(3)

Question Number	Indicative content	Mark
*6(d)	<p>Answers will be credited according to candidate's deployment of knowledge and understanding of the material in relation to the qualities and skills outlined in the generic mark scheme. The indicative content below is not prescriptive, and candidates are not required to include all the material that is indicated as relevant. Additional content included in the response must be scientific and relevant.</p> <p>AO1 (3 marks) AO3 (3 marks)</p> <ul style="list-style-type: none">• sodium atoms lose electrons• each sodium atom loses one electron• to obtain electronic configuration 2.8• which is that of sodium ions, Na⁺• electrons transfer to chlorine atoms• chlorine atoms gain electrons• each chlorine atom gains one electron• to obtain electronic configuration 2.8.8• which is that of chloride ions, Cl⁻• sodium ions attract chloride ions• because of opposite charges• ions pack close together• ratio of ions 1:1• ions arranged in lattice• giant (ionic) (structure)	(6)

Level	Mark	Descriptor
	0	<ul style="list-style-type: none"> No awardable content
Level 1	1-2	<ul style="list-style-type: none"> Interpretation and evaluation of the information attempted but will be limited with a focus on mainly just one variable. Demonstrates limited synthesis of understanding. (AO3) Presents an explanation with some structure and coherence. (AO1)
Level 2	3-4	<ul style="list-style-type: none"> Interpretation and evaluation of the information on both variables, synthesising mostly relevant understanding. (AO3) Presents an explanation that has a structure which is mostly clear, coherent and logical. (AO1)
Level 3	5-6	<ul style="list-style-type: none"> Interpretation and evaluation of the information, demonstrating throughout the skills of synthesising relevant understanding. (AO3) Presents an explanation that has a well-developed structure which is clear, coherent and logical. (AO1)

Level	Mark	Additional Guidance	General additional guidance – the decision within levels Eg - At each level, as well as content, the scientific coherency of what is stated backed up by use of the information will help place the answer at the top, or the bottom, of that level.
	0	No rewardable material.	
Level 1	1–2	<u>Additional guidance</u> Describes how ions are formed by loss or gain of electrons OR identifies structure type of sodium chloride	<u>Possible candidate responses</u> <ul style="list-style-type: none"> atoms {lose / gain} electrons sodium chloride has a giant structure loose description of a solid ionic structure
Level 2	3–4	<u>Additional guidance</u> Describes formation of sodium ions by loss of electrons or describes formation of chloride ions by gain of electrons OR Describes formation of one ion using electron configurations OR Describes structure type of sodium chloride OR Basic description of ion formation and identifies sodium chloride structure	<u>Possible candidate responses</u> <ul style="list-style-type: none"> sodium loses electrons and chlorine gains electrons to form ions sodium loses {electrons / 1 electron} to form sodium ions [incorrect number of electrons lost puts this at the bottom of the level] chlorine gains {electrons / 1 electron} to form chloride ions [incorrect number of electrons gained or 'chlorine ions' puts this at the bottom of the level] electron shell diagram showing atoms forming ions for either sodium or for chlorine
Level 3	5–6	<u>Additional guidance</u> Describes formation of sodium and chloride ions by loss or gain of electrons AND describes formation of ions using electron configurations. or Describes structure of sodium chloride	<u>Possible candidate responses</u> <ul style="list-style-type: none"> {sodium / Na} atoms lose 1 electron to form {sodium ions / Na⁺ (ions)} and {chlorine / Cl} atoms gain 1 electron to form {chloride ions / Cl⁻ (ions)} AND <ul style="list-style-type: none"> Na : 2.8.1 becomes Na⁺ : 2.8 and Cl : 2.8.7 becomes Cl⁻ : 2.8.8 OR as electron shell diagrams showing electron transfer or <ul style="list-style-type: none"> sodium and chloride ions have opposite charges and attract each other (to make a giant structure) (could be shown in a diagram)

Total for Question 6 = 13 marks

Pearson Education Limited. Registered company number 872828
with its registered office at 80 Strand, London, WC2R 0RL, United Kingdom