



GCE

Biology A

H420/03: Unified biology

Advanced GCE

Mark Scheme for June 2019

OCR (Oxford Cambridge and RSA) is a leading UK awarding body, providing a wide range of qualifications to meet the needs of candidates of all ages and abilities. OCR qualifications include AS/A Levels, Diplomas, GCSEs, Cambridge Nationals, Cambridge Technicals, Functional Skills, Key Skills, Entry Level qualifications, NVQs and vocational qualifications in areas such as IT, business, languages, teaching/training, administration and secretarial skills.

It is also responsible for developing new specifications to meet national requirements and the needs of students and teachers. OCR is a not-for-profit organisation; any surplus made is invested back into the establishment to help towards the development of qualifications and support, which keep pace with the changing needs of today's society.

This mark scheme is published as an aid to teachers and students, to indicate the requirements of the examination. It shows the basis on which marks were awarded by examiners. It does not indicate the details of the discussions which took place at an examiners' meeting before marking commenced.

All examiners are instructed that alternative correct answers and unexpected approaches in candidates' scripts must be given marks that fairly reflect the relevant knowledge and skills demonstrated.

















Mark schemes should be read in conjunction with the published question papers and the report on the examination.

© OCR 2019

Annotations

Annotation	Meaning
DO NOT ALLOW	Answers which are not worthy of credit
IGNORE	Statements which are irrelevant
ALLOW	Answers that can be accepted
()	Words which are not essential to gain credit
—	Underlined words must be present in answer to score a mark
ECF	Error carried forward
AW	Alternative wording
ORA	Or reverse argument

Marking Annotations

Annotation	Use
	Benefit of Doubt
	Contradiction
	Cross
	Error Carried Forward
	Given Mark
	Extendable horizontal wavy line (to indicate errors / incorrect science terminology)
	Ignore
	Large dot (various uses as defined in mark scheme)
	Highlight (various uses as defined in mark scheme)
	Benefit of the doubt not given
	Tick
	Omission Mark
	Blank Page
	Level 1 answer in Level of Response question
	Level 2 answer in Level of Response question
	Level 3 answer in Level of Response question

Subject-specific Marking Instructions

INTRODUCTION

Your first task as an Examiner is to become thoroughly familiar with the material on which the examination depends. This material includes:

- the specification, especially the assessment objectives
- the question paper
- the mark scheme.

You should ensure that you have copies of these materials.

You should ensure also that you are familiar with the administrative procedures related to the marking process. These are set out in the OCR booklet **Instructions for Examiners**. If you are examining for the first time, please read carefully **Appendix 5 Introduction to Script Marking: Notes for New Examiners**.

Please ask for help or guidance whenever you need it. Your first point of contact is your Team Leader.

Question			Answer	Marks	Guidance
1	a	i	A = (permanent / temporary) vacuole ✓ B = <u>nucleolus</u> ✓	2	ALLOW vacuole DO NOT ALLOW nucleus
		ii	(x)14000 / 1.4 x 10 ⁴ ✓✓	2	If the answer is incorrect, award one mark for a correct calculation not rounded to 2 s.f. (e.g. 0.02 / 0.0000014 = 14285.71429 20000 / 1.4 = 14285.71429) ALLOW 0.019/0.0000014 = 13571.428 or 0.021/0.0000014 = 15000 for 1 mark
		iii	no, shading / cross hatches / AW ✓ add, a scale / magnification ✓ add a title ✓	2 max	Mark first two improvements described e.g. only use outlines IGNORE references to labels or annotations and the use of a pencil (because this is mentioned in the question stem) IGNORE drawing should take up half a page / no overlapping lines / use continuous lines
		iv	place stain at edge of sample (not the centre) ✓ lower cover slip at an angle / use mounted needle ✓ use blotting paper to, remove excess stain / pull stain through ✓ use more than one stain (to improve contrast) ✓	2 max	Mark as prose IGNORE use forceps / lay sample flat ALLOW place stain at side of sample ALLOW stated angles given e.g. 45° ALLOW 'tissue/paper towel' instead of 'blotting paper' ALLOW ensure stain covers whole sample
	b		<i>No waxy cuticle</i>	3	

Question			Answer	Marks	Guidance
			<p><i>idea that water loss is not a problem / wax production wastes energy /AW ✓</i></p> <p><i>Stem tissue contains air spaces buoyancy / (allows it to) float / increases gas exchange / more light near surface of water / AW✓</i></p> <p><i>Thin, flexible stem less support needed / plant is supported by water / can move more (in water) without breaking / AW ✓</i></p>		<p>ALLOW does not impede flow of materials through cell wall / shorter diffusion distance / easier gas exchange / faster gas exchange / gas exchange more efficient</p> <p>e.g. less likely to be damaged / not damaged by, water currents / aquatic animals</p>
2	a	i	<p>naked mole rats, have a <u>lower</u> body temperature / AW ✓</p> <p>naked mole rats use, more behavioural responses / use fewer physiological responses (to thermoregulate) / described ✓</p> <p>(core) body temperature of naked mole rats, is not maintained within a narrow(er) range / changes (with environmental temperature) ✓</p> <p>no fur / hair , to trap layer of (insulating) air / for insulation ✓</p>	2 max	<p>Assume 'they' or 'it' refers to naked mole rats ORA for other mammals</p> <p>IGNORE 'mammals are endotherms and mole rats are ectotherms'</p> <p>ALLOW 'most mammals are 37°C and naked mole rats are 30-32°C'</p> <p>e.g. 'they huddle together when temperature falls whilst mammals shiver' or ' they move to cooler parts when temperature rises whilst mammals sweat'</p> <p>IGNORE 'naked mole rats body temperature matches environmental temperature'</p> <p>IGNORE ref to no subcutaneous fat layer / no sweat glands ALLOW 'no hair so cannot trap heat'</p>

Question		Answer	Marks	Guidance
	a ii	<p>positive feedback, is when an initial (biological) change is, increased further / exaggerated / AW ✓</p> <p>lower temperature reduces kinetic energy (of molecules) ✓</p> <p>enzyme activity, slowed / reduced ✓</p> <p>respiration rate / metabolism, slowed / reduced ✓</p> <p>less (metabolic / internal) heat generated ✓</p> <p>(so that body) temperature drops further ✓</p>	4 max	<p>e.g. 'it is when a change causes system to go further from, norm / optimum'</p> <p>'it is when a decrease leads to a further decrease'</p> <p>ALLOW fewer successful collisions / fewer ESCs formed</p> <p>IGNORE enzymes stop working / no enzyme activity</p> <p>ALLOW the rate of reactions (in the body) is, reduced / slowed down</p> <p>IGNORE respiration stops</p> <p>ALLOW less heat, produced / created</p> <p><i>'change causes system to go further from, norm / optimum and so a decrease in temperature leads to further decrease' = mp1 and 6</i></p>
	a iii	<p>False</p> <p>True</p> <p>True</p> <p>False</p> <p>✓✓</p>	2	<p>ALLOW T and F for True and False</p> <p>ALLOW ticks and crosses for True and False (when unambiguous)</p> <p>All correct ✓✓</p> <p>2 or 3 correct ✓</p>
	b i	<p>no, action potentials / (electrical) impulses (in response to acid stimulus) ✓</p> <p>(along) sensory neurones / neurones to CNS ✓</p> <p>(because) no / few, <u>voltage gated</u> (sodium) channels open ✓</p> <p>less depolarisation (of receptor membrane) / fewer Na⁺ ions move in ✓</p>	2 max	<p>ALLOW fewer, action potentials / (electrical) impulses, generated</p> <p>ALLOW neurones to brain</p> <p>IGNORE fewer sodium ion channels opened</p> <p>DO NOT ALLOW no depolarisation / no Na⁺ ions move in</p>

Question		Answer	Marks	Guidance
	b ii	converts, chemical / stimulus, to action potential / electrical energy / electrical impulse ✓	1	ALLOW kinetic energy / pressure / temperature / mechanical energy / H ⁺ ions as examples of stimuli (as question states a pain receptor) IGNORE 'sensory information' / 'pain'
	c i	positive correlation or the higher the body mass the, longer / higher, the lifespan ✓	1	ALLOW 'as body mass increases lifespan increases' DO NOT ALLOW 'increase in body mass causes them to live longer' IGNORE weight / size for mass
	c ii	lifespan is greater than expected for its mass / AW ✓	1	IGNORE weight / size for mass ALLOW 'longer / higher / bigger, than expected'
	d i	glycolysis / anaerobic respiration, can continue / AW ✓ because, conversion of glucose to TP is not needed / lactate inhibition is irrelevant / AW ✓ ATP is produced when TP is converted to pyruvate ✓	2 max	IGNORE lactate pathway ALLOW description of glycolysis e.g. 'enzymes needed to convert fructose to triose phosphate are not inhibited by lactate'
	d ii	low body temperature / slow metabolic rate ✓ less energy is spent on thermoregulation ✓	1 max	ALLOW low metabolic rate / fewer metabolic reactions ALLOW other plausible physiological adaptations e.g. more <u>creatine</u> phosphate stores / more able to buffer H ⁺ ions / more myoglobin / Hb has higher affinity for oxygen / dissociation curve shifted to left / bradycardia / more erythrocytes

3	a	physiological ✓	1	<p>ALLOW biochemical / physiology / biochemistry</p> <p>IGNORE biological / genetic /chemical</p>
	b	<p>enterokinase, is an enzyme / converts trypsinogen to trypsin / described ✓</p> <p>calcium ion / Ca²⁺, is a cofactor (to trypsin)✓</p>	2	<p>mark as prose</p> <p>ALLOW enterokinase, modifies / activates / changes tertiary structure, of trypsinogen</p> <p>ALLOW calcium ion binding site formed by enterokinase</p> <p>ALLOW enterokinase is a catalyst</p> <p>ALLOW a description of a cofactor</p> <p>ALLOW calcium ion / Ca²⁺, is a <u>non-competitive</u> inhibitor</p> <p>DO NOT ALLOW Ca²⁺ is a, prosthetic group / coenzyme</p>

	<p>c</p>	<p>i</p>	<p><i>I</i>: another named control variable (not mentioned in text) ✓</p> <p><i>E</i>: idea of prevent other factors (other than temperature) affecting results ✓</p> <p><i>I</i>: idea of standardised method ✓</p> <p><i>E</i>: minimises experimental error ✓</p> <p><i>I</i>: temperature intervals closer together ✓</p> <p><i>E</i>: (gives a more) accurate estimate of optimum temperature ✓</p> <p><i>I</i>: control group / tube with no trypsin / tube with boiled trypsin ✓</p> <p><i>E</i>: to see if gelatine breaks down without trypsin (at different temperatures) / to allow comparison (with experimental data) ✓</p>	<p>4 max</p>	<p><i>Read as prose as improvement mark could be found in explanation e.g. 'I; substrate concentration E; should be kept constant' gets 1 mp</i></p> <p><i>Marks for explanation can be awarded if the linked improvement mark is attempted but not given</i></p> <p>e.g. area of film / volume of pH buffer / source of trypsin thickness / volume / concentration, of, gelatine / substrate IGNORE amount e.g. thickness may affect rate of breakdown of gelatine</p> <p>e.g. film is placed in the solution in the same way each time / measure time for set volume of gelatine to be broken down / use a thermostatically controlled water bath</p> <p>ALLOW improves, accuracy / reproducibility/ repeatability / precision IGNORE improves reliability</p> <p>ALLOW extend temperature range below 10°C</p> <p>ALLOW shows the optimum / best temperature (for trypsin) ALLOW improves precision</p> <p>DO NOT ALLOW improves, reproducibility /reliability</p> <p>ALLOW to show trypsin is needed to break down gelatine ALLOW to see if heat breaks down gelatine</p>
--	-----------------	-----------------	--	---------------------	--

		ii	mm ² / cm ² and s ⁻¹ / min ⁻¹ ✓	1	ALLOW /s /min DO NOT ALLOW 'per' or 'sec' or 'minute'
		iii	<i>I agree / yes, because...</i> two mode values exist (for icefish trypsin) ✓ <i>I disagree / no, because...</i> outlier / anomaly, included in the mean (for human trypsin) ✓ median / mode, not / less, affected by outliers ✓	2 max	IGNORE references to decimal places
		iv	(Student's)(unpaired) t-test ✓ (they are) comparing means (of two data sets) / AW ✓	2	IGNORE standard deviation DO NOT ALLOW paired / dependent / related, t- test e.g. 'finding the difference between 2 means' ALLOW 'compare averages of 2 data sets'
4	a		(two years later T and B) memory cells produce a, stronger / larger / AW, response to antigens B and D ✓ (two years later, mutated virus) has less of / no longer has, antigens A and C ✓	2	ALLOW 'produce a secondary response to antigens B and D but not to A and C due to presence of memory cells' IGNORE 'faster response to antigens B and D' ALLOW antigens A and C, are mutated / have changed (shape) IGNORE 'virus has more antigens B and D than antigens A and C'

<p>b</p>	<p>Please refer to the marking instructions on page 4 of this mark scheme for guidance on how to mark this question.</p> <p>In summary: <i>Read through the whole answer. (Be prepared to recognise and credit unexpected approaches where they show relevance.) Using a ‘best-fit’ approach based on the science content of the answer, first decide which of the level descriptors, Level 1, Level 2 or Level 3, best describes the overall quality of the answer. Then, award the higher or lower mark within the level, according to the Communication Statement (shown in italics):</i></p> <ul style="list-style-type: none"> ○ <i>award the higher mark where the Communication Statement has been met.</i> ○ <i>award the lower mark where aspects of the Communication Statement have been missed.</i> <p>• The science content determines the level. • The communication statement determines the mark within a level.</p>		
	<p>Level 3 (5-6 marks) Detailed explanation of variation from genes and environment, using examples.</p> <p><i>There is a well-developed line of reasoning which is clear and logically structured. The information presented is relevant and substantiated</i></p> <p>Level 2 (3-4 marks) Explanation of variation from genes and environment, with few examples.</p> <p><i>There is a line of reasoning with some structure. The information presented is relevant and supported by some evidence</i></p> <p>Level 1 (1-2 marks) Limited explanation of variation from genes or environment.</p> <p><i>There is an attempt at a logical structure with a line of reasoning. The information is, in the most part, relevant.</i></p>	<p>6</p>	<p>Indicative scientific points may include (but are not limited to):</p> <p><i>Genes</i></p> <ul style="list-style-type: none"> • inherit genes that code for immune cells / antibodies (from parents) <i>examples: (B/T) lymphocytes, macrophages, etc</i> • different alleles code for different versions of immune cells/antibodies • ref. to gene segments recombining • alleles code for many different variable regions • reference to MHC alleles • mutation produces new alleles (for antigens / immune cells) • ref to autoimmune diseases <i>examples: lupus, arthritis, allergies, SCID</i> <p><i>Environment</i></p> <ul style="list-style-type: none"> • exposure to different pathogens determines immune response

		<p>0 marks No response or no response worthy of credit.</p>		<p><i>examples: measles, mumps, (produce) memory cells etc.</i></p> <ul style="list-style-type: none"> • vaccinations produce primary immune responses <i>examples:MMR, BCG,HPV, (produce) memory cells etc.</i> • reference to environmental influence on allergies <i>examples: pollen, hayfever, asthma, etc.</i> • poor diet can weaken immune system <i>examples: low levels of protein / vitamins, (reducing) antibodies</i> • reference to epigenetic changes <i>examples: as a result of diet, stress, chemical exposure</i> • (auto)immune diseases with an environmental component / trigger <i>example: AIDS</i>
	c	<p>(DNL-Fab3) binds to, more than one type of antigen / different antigens (because it has different variable regions) ✓</p> <p>(DNL-Fab3 is) unable to bind to immune cells (due to its lack of a constant region) ✓</p> <p>(DNL-Fab3 can) bind to more antigens (due to having more than 2 binding sites) ✓</p> <p>(DNL-Fab3 is) more flexible(due to having more hinge regions)✓</p>	2 max	<p>IGNORE refs to structural differences alone (e.g. heavy and light chains, number of binding sites, number of hinge regions, etc.)</p> <p>IGNORE pathogens</p> <p>ALLOW refs to more agglutination</p> <p>IGNORE pathogens</p>
5	a	<p>radius (of larva) = 0.8 mm</p> <p>AND</p> <p>(larvae) could (rely on simple diffusion) ✓✓</p>	2	<p>ALLOW calculator value (i.e. 0.79788456) or any correctly rounded value.</p> <p>ALLOW correct calculation with incorrect or no conclusion for 1 mark</p>

					<p>ALLOW ecf for correct conclusion drawn from incorrect calculation</p> <p>Award 0 marks for conclusion alone</p>
	b	i	<p><i>the scientists need to know whether...</i></p> <p>tomato plants produce methyl jasmonate ✓</p> <p>natural concentrations are as high as experimental ones / AW ✓</p> <p>methyl jasmonate increases, growth (rate) / cell division (rather than reducing herbivory) ✓</p> <p>other plants respond in the same way (as tomatoes) ✓</p> <p>the effect on the armyworm population / AW ✓</p> <p>other insects respond in the same way ✓</p>	2 max	<p>IGNORE descriptions of improvements to method e.g. same growing conditions / effects of other herbivores / constant number of larvae</p> <p>ALLOW 'whether more methyl jasmonate produced after herbivory than before'</p> <p>ALLOW 'need to carry out the investigation on other plant species'</p> <p>ALLOW how many herbivores died</p>
		ii	methyl jasmonate increases the (final) mass (of tomato plants) ✓	1	<p>ALLOW description of relationship e.g. 'as more methyl jasmonate applied mass of tomato plant increases' / 'there is a positive correlation between methyl jasmonate and final mass'</p>
		iii	methyl jasmonate (causes) increased cannibalism (among larvae above 0.1 mmol dm^{-3}) / AW ✓	1	<p>ALLOW description of relationship e.g. 'as more methyl jasmonate larvae eat each other more' / 'there is a positive correlation between methyl jasmonate and cannibalism'</p> <p>ALLOW methyl jasmonate does not increase cannibalism below 0.1 mmol dm^{-3}</p>

					ALLOW larvae have a tendency towards cannibalism even when no methyl jasmonate applied
--	--	--	--	--	---

6	a	i	<i>Please refer to the marking instructions on page 4 of this mark scheme for guidance on how to mark this question.</i> <i>In summary:</i> <i>Read through the whole answer. (Be prepared to recognise and credit unexpected approaches where they show relevance.)</i>
---	---	---	--

	<p>Using a 'best-fit' approach based on the science content of the answer, first decide which of the level descriptors, Level 1, Level 2 or Level 3, best describes the overall quality of the answer.</p> <p>Then, award the higher or lower mark within the level, according to the Communication Statement (shown in italics):</p> <ul style="list-style-type: none"> ○ award the higher mark where the Communication Statement has been met. ○ award the lower mark where aspects of the Communication Statement have been missed. <p>• The science content determines the level. • The communication statement determines the mark within a level.</p>			
	<p>Level 3 (5-6 marks) Describes and explains advantages, using examples.</p> <p><i>There is a well-developed line of reasoning which is clear and logically structured. The information presented is relevant and substantiated</i></p> <p>Level 2 (3-4 marks) Describes advantages, with some examples, but little explanation.</p> <p><i>There is a line of reasoning with some structure. The information presented is relevant and supported by some evidence.</i></p> <p>Level 1 (1-2 marks) Describes some advantages, but with little or no explanation and few or no relevant examples.</p> <p><i>There is an attempt at a logical structure with a line of reasoning. The information is, in the most part, relevant.</i></p> <p>0 marks No response or no response worthy of credit.</p>	<p>6</p>	<p>Indicative scientific points may include:</p> <p><i>Advantage:</i> low cost <i>Explanation:</i> many microorganisms require only low temperatures / few energy requirements / nutrients for growth are cheap (e.g. waste materials)</p> <p><i>Advantage:</i> large numbers can be produced quickly / high yield of product <i>Explanation:</i> short generation time / reproduce quickly</p> <p><i>Advantage:</i> better for the environment / less pollution <i>Explanation:</i> reduces use of land for food production / lower energy requirements</p> <p><i>Advantage:</i> can be produced in many locations <i>Explanation:</i> not affected by climate / easy to control conditions</p> <p><i>Advantage :</i> suitable food for vegans / more healthy food</p>	

					<p><i>Explanation:</i> low in cholesterol and high in protein or fibre / easy to genetically engineer to improve food quality</p> <p>Examples (list not exhaustive)</p> <ul style="list-style-type: none"> • (Brewer's) yeast / for alcohol • (Baker's) yeast / for bread • <i>Lactobacillus</i> / for cheese / yoghurt • <i>Fusarium</i> / for mycoproteins • Pectinase / from <i>A. niger</i> / fungus / for fruit juice • <i>Aspergillus</i> / yeast / for soya sauce • fungal lactase / for lactose free milk 																		
	a	ii	<table border="1"> <thead> <tr> <th>Statement</th> <th>Batch</th> <th>Continuous</th> </tr> </thead> <tbody> <tr> <td>Waste is removed during the fermentation process</td> <td></td> <td>✓</td> </tr> <tr> <td>A fixed volume of nutrient medium is used</td> <td>✓</td> <td></td> </tr> <tr> <td>Secondary metabolites are more likely to be produced</td> <td>✓</td> <td></td> </tr> <tr> <td>The growth rate tends to be higher</td> <td></td> <td>✓</td> </tr> <tr> <td>The culture is grown for a fixed period of time</td> <td>✓</td> <td></td> </tr> </tbody> </table> <p>✓✓✓</p>	Statement	Batch	Continuous	Waste is removed during the fermentation process		✓	A fixed volume of nutrient medium is used	✓		Secondary metabolites are more likely to be produced	✓		The growth rate tends to be higher		✓	The culture is grown for a fixed period of time	✓		3	<p>All 5 correct = ✓✓✓ 4 correct = ✓✓ 3 correct = ✓</p>
Statement	Batch	Continuous																					
Waste is removed during the fermentation process		✓																					
A fixed volume of nutrient medium is used	✓																						
Secondary metabolites are more likely to be produced	✓																						
The growth rate tends to be higher		✓																					
The culture is grown for a fixed period of time	✓																						
	b	i	50 ✓✓✓	3	If the answer is incorrect, award one mark for $(1,000,000 / 20 =) 50000 / 5 \times 10^4$																		

					and one mark for (50,000 / 10 =) 5000 / 5 x 10 ³
		ii	<i>idea of</i> (with low colony numbers) small (random) differences (in plating) produce large errors when estimating / scaling ✓	1	DO NOT ALLOW assumes bacteria are equally distributed when removing the sample
	c		vectors ✓ spores ✓	2	
			Total	70	

OCR (Oxford Cambridge and RSA Examinations)
The Triangle Building
Shaftesbury Road
Cambridge
CB2 8EA

OCR Customer Contact Centre

Education and Learning

Telephone: 01223 553998

Facsimile: 01223 552627

Email: general.qualifications@ocr.org.uk

www.ocr.org.uk

For staff training purposes and as part of our quality assurance programme your call may be recorded or monitored

Oxford Cambridge and RSA Examinations
is a Company Limited by Guarantee
Registered in England
Registered Office; The Triangle Building, Shaftesbury Road, Cambridge, CB2 8EA
Registered Company Number: 3484466
OCR is an exempt Charity

OCR (Oxford Cambridge and RSA Examinations)
Head office
Telephone: 01223 552552
Facsimile: 01223 552553

© OCR 2019

