



GCE

Biology A

H420/01: Biological processes

Advanced GCE

Mark Scheme for June 2019

OCR (Oxford Cambridge and RSA) is a leading UK awarding body, providing a wide range of qualifications to meet the needs of candidates of all ages and abilities. OCR qualifications include AS/A Levels, Diplomas, GCSEs, Cambridge Nationals, Cambridge Technicals, Functional Skills, Key Skills, Entry Level qualifications, NVQs and vocational qualifications in areas such as IT, business, languages, teaching/training, administration and secretarial skills.

It is also responsible for developing new specifications to meet national requirements and the needs of students and teachers. OCR is a not-for-profit organisation; any surplus made is invested back into the establishment to help towards the development of qualifications and support, which keep pace with the changing needs of today's society.


This mark scheme is published as an aid to teachers and students, to indicate the requirements of the examination. It shows the basis on which marks were awarded by examiners. It does not indicate the details of the discussions which took place at an examiners' meeting before marking commenced.

All examiners are instructed that alternative correct answers and unexpected approaches in candidates' scripts must be given marks that fairly reflect the relevant knowledge and skills demonstrated.

















Mark schemes should be read in conjunction with the published question papers and the report on the examination.

© OCR 2019

Annotations

Annotation	Meaning
DO NOT ALLOW	Answers which are not worthy of credit
IGNORE	Statements which are irrelevant
ALLOW	Answers that can be accepted
()	Words which are not essential to gain credit
—	Underlined words must be present in answer to score a mark
	Wavy underlined words must be present or similar-meaning words must be present in answer to score a mark.
ECF	Error carried forward
AW	Alternative wording
ORA	Or reverse argument

Marking Annotations

Annotation	Use
	Benefit of Doubt
	Contradiction
	Cross
	Error Carried Forward
	Given Mark
	Extendable horizontal wavy line (to indicate errors / incorrect science terminology)
	Ignore
	Large dot (various uses as defined in mark scheme)
	Highlight (various uses as defined in mark scheme)
	Benefit of the doubt not given
	Tick
	Omission Mark
	Blank Page
	Level 1 answer in Level of Response question
	Level 2 answer in Level of Response question
	Level 3 answer in Level of Response question

Subject-specific Marking Instructions

Your first task as an Examiner is to become thoroughly familiar with the material on which the examination depends. This material includes:

- the specification, especially the assessment objectives
- the question paper
- the mark scheme.

You should ensure that you have copies of these materials.

You should ensure also that you are familiar with the administrative procedures related to the marking process. These are set out in the OCR booklet **Instructions for Examiners**. If you are examining for the first time, please read carefully **Appendix 5 Introduction to Script Marking: Notes for New Examiners**.

Please ask for help or guidance whenever you need it. Your first point of contact is your Team Leader.

Question		Answer	Marks	Guidance
1		C ✓	1	
2		A ✓	1	
3		A ✓	1	
4		C ✓	1	
5		D ✓	1	
6		A ✓	1	
7		B ✓	1	
8		D ✓	1	
9		B ✓	1	
10		B ✓ ALLOW A	1	
11		D ✓	1	
12		C ✓ ALLOW A	1	
13		D ✓	1	
14		D ✓	1	
15		B ✓	1	
		Total	15	

Question			Answer	Marks	Guidance																		
16	(a)	(i)	<p>1 similar increase and decrease (in pressure) , between 0 to 0.15s / to 0.15s / to point X ✓</p> <p>2 steeper / faster, rise / fall , in ventricle (pressure) ✓</p> <p>3 bigger , increase / decrease , in ventricle (pressure) ✓</p> <p>4 <i>idea that</i> at approximately 0.15s atrial (pressure) has , (small) rise and fall / AW , but ventricular is increasing ✓</p> <p>5 <i>idea that</i> from approximately 0.3s ventricular pressure decreases but atrial pressure still increasing ✓</p> <p>6 from 0.5s no change in pressure(s) in both ✓</p> <p>7 comparative figures with units ✓</p>	4 max	<p>ALLOW changes in pressure are the same , between 0 to 0.15s / to point X / to 0.15s</p> <p>ALLOW ORA for atrium</p> <p>ALLOW ORA for atrium</p> <p>NOTE: MPs 2 and/or 3 may be implied using comparative figures</p> <table border="1" data-bbox="1272 491 1749 703"> <thead> <tr> <th>Time (s)</th> <th>LA (kPa)</th> <th>LV (kPa)</th> </tr> </thead> <tbody> <tr> <td>0</td> <td>0.2</td> <td>0.2</td> </tr> <tr> <td>0.08</td> <td>1.5</td> <td>1.0</td> </tr> <tr> <td>0.15</td> <td>0.2</td> <td>0.2</td> </tr> <tr> <td>0.30</td> <td>0.8</td> <td>16.0</td> </tr> <tr> <td>0.50</td> <td>0.2</td> <td>0.2</td> </tr> </tbody> </table> <p>For MP7 units must be mentioned once Figures must show change in pressure in kPa</p> <p>ALLOW +/- 0.5 throughout for pressure</p> <p>e.g. at 0.15s ventricle pressure goes from 0.2 kPa to 16kPa but atrial has 'blip' from 0.2 to 0.8 and back down = MP4 and MP7</p> <p>e.g. ventricular pressure has big increase from 0.2kPa to 16kPa but atrial only goes to 0.8kPa = MP3 and MP7</p>	Time (s)	LA (kPa)	LV (kPa)	0	0.2	0.2	0.08	1.5	1.0	0.15	0.2	0.2	0.30	0.8	16.0	0.50	0.2	0.2
Time (s)	LA (kPa)	LV (kPa)																					
0	0.2	0.2																					
0.08	1.5	1.0																					
0.15	0.2	0.2																					
0.30	0.8	16.0																					
0.50	0.2	0.2																					
	(a)	(ii)	86 bpm ✓	1	<p>Unit must be given</p> <p>ALLOW beats per minute</p>																		

	(a)	(iii)	45 (%) ✓✓	2	<p>IGNORE + or – ALLOW for 1 max 44 or 46</p> <p>If answer incorrect or not given to 2 sig.figs: ALLOW for 1 max $5 \div 11 \times 100$ OR 45.45 OR 45.5</p>
	(a)	(iv)	atrioventricular ✓	1	<p>ALLOW bicuspid / mitral IGNORE AV DO NOT ALLOW tricuspid</p>
	(b)		<p>type / vigour / intensity / AW , of exercise ✓</p> <p>muscle mass / bone density / fitness / height / build / proportion of body fat / BMI ✓</p> <p>age ✓</p> <p>(environmental) temperature ✓ brand / make / type , of smart watch ✓ reference to , exercise / rest , before experiment ✓ named , health / lifestyle , condition ✓</p>	3 max	<p>List Rule If all three prompt lines used and more than one variable is on prompt line mark the first one on each line. If only one or two lines used but there is more than one variable listed mark the first three variables given.</p> <p>IGNORE repeats / replicates / amount of exercise</p> <p>IGNORE mass IGNORE gender</p> <p>DO NOT ALLOW body temperature ALLOW same smart watch</p> <p>e.g. asthma e.g. smoking e.g. drugs / anabolic steroids IGNORE diet / healthy unqualified / alcohol</p>
	(c)		mitochondria / mitochondrion	1	
			Total	12	

Question		Answer		Marks	Guidance
17	(a)	1	(gibberellin is) a chemical messenger ✓	3 max	IGNORE functions of gibberellin ALLOW cell-signalling molecule e.g. causes activity of target cells to be altered e.g. causes response in target cells
		2	produced in one part of plant but has effects in another part / AW ✓		
		3	affects activity / AW , of target , cells / tissues ✓		
		4	long-lasting / acts over long period of time ✓		
		5	wide-spread effect ✓		

	(b)	(i)	4	<table border="1" data-bbox="1272 201 1910 639"> <thead> <tr> <th data-bbox="1272 201 1592 288">Volume of gibberellin applied ($10^{-3} \text{ cm}^3 \text{ kg}^{-1} \text{ day}^{-1}$)</th> <th data-bbox="1592 201 1910 288">Rate of increase of internodal length (mm day^{-1})</th> </tr> </thead> <tbody> <tr><td data-bbox="1272 288 1592 323">0.0</td><td data-bbox="1592 288 1910 323">1</td></tr> <tr><td data-bbox="1272 323 1592 359">0.2</td><td data-bbox="1592 323 1910 359">1</td></tr> <tr><td data-bbox="1272 359 1592 394">0.4</td><td data-bbox="1592 359 1910 394">2</td></tr> <tr><td data-bbox="1272 394 1592 429">0.6</td><td data-bbox="1592 394 1910 429">4</td></tr> <tr><td data-bbox="1272 429 1592 464">0.9</td><td data-bbox="1592 429 1910 464">22</td></tr> <tr><td data-bbox="1272 464 1592 499">1.2</td><td data-bbox="1592 464 1910 499">47</td></tr> <tr><td data-bbox="1272 499 1592 534">1.4</td><td data-bbox="1592 499 1910 534">48</td></tr> <tr><td data-bbox="1272 534 1592 569">1.8</td><td data-bbox="1592 534 1910 569">49</td></tr> <tr><td data-bbox="1272 569 1592 604">1.9</td><td data-bbox="1592 569 1910 604">50</td></tr> <tr><td data-bbox="1272 604 1592 639">2.0</td><td data-bbox="1592 604 1910 639">50</td></tr> </tbody> </table> <p data-bbox="1272 639 1581 675">IGNORE extrapolations</p> <p data-bbox="1272 707 1715 742">Units must be given for both axes</p> <p data-bbox="1272 742 1731 777">ALLOW solidus i.e. / for brackets ()</p> <p data-bbox="1272 777 1816 812">NOTE () or / should be seen at least once</p> <p data-bbox="1272 946 1641 981">NOTE non-linear x axis data</p> <p data-bbox="1272 1048 1641 1083">ALLOW one error in plotting</p> <p data-bbox="1272 1083 1760 1118">ALLOW ECF if non-linear scale used</p> <p data-bbox="1272 1150 1850 1185">DO NOT ALLOW ruled lines between points</p>	Volume of gibberellin applied ($10^{-3} \text{ cm}^3 \text{ kg}^{-1} \text{ day}^{-1}$)	Rate of increase of internodal length (mm day^{-1})	0.0	1	0.2	1	0.4	2	0.6	4	0.9	22	1.2	47	1.4	48	1.8	49	1.9	50	2.0	50
Volume of gibberellin applied ($10^{-3} \text{ cm}^3 \text{ kg}^{-1} \text{ day}^{-1}$)	Rate of increase of internodal length (mm day^{-1})																									
0.0	1																									
0.2	1																									
0.4	2																									
0.6	4																									
0.9	22																									
1.2	47																									
1.4	48																									
1.8	49																									
1.9	50																									
2.0	50																									

x (horizontal) axis labelled
volume of gibberellin applied ($\times 10^{-3} \text{ cm}^3 \text{ kg}^{-1} \text{ day}^{-1}$)
AND
y (vertical) axis labelled
rate of internodal length increase (mm day^{-1}) ✓

linear scale on both axes
AND
 at least 50% of area covered ✓

line graph
AND
 points plotted accurately to ± 1 small square ✓

suitable curved line of best fit drawn ✓

	(b)	(ii)	Any one from seed germination flowering in long-day plants cellular , transcription / translation prevents leaf abscission aids stomatal opening promotes fruit development promotes , activity of amylase / hydrolysis of starch ✓			1 max	
	(c)	(i)	non-reducing , sugars / disaccharides ✓			1	ALLOW sucrose / cellulose / vitamins IGNORE minerals / ions / fibre
	(c)	(ii)	Test tube	Observations	Conclusion	2	1 mark per correct column
			1	(pale) purple / lilac / violet / mauve	Protein present		
			2	Yellow colour	reducing sugar (present)		IGNORE monosaccharides
			3	Pale brown colour	no / very little , starch (present)		
			4	(turns) white / cloudy / milky OR (forms white) suspension / emulsion	Fat present		DO NOT ALLOW precipitate
			5	<u>pink</u>	Glucose content small (15 mg dl ⁻¹)		IGNORE any qualifications / shades of colour
				✓	✓		

	(c)	(iii)	(result using colorimeter will be) <u>quantitative</u> OR not subjective / less affected by human error / no bias ✓	1	IGNORE accurate / valid ALLOW is objective
			Total	12	

<p>18</p>	<p>(a)*</p>	<p>Using a ‘best-fit’ approach based on the science content of the answer, first decide which set of level descriptors, Level 1, Level 2 or Level 3, best describes the overall quality of the answer using the guidelines described in the level descriptors in the mark scheme.</p> <p>Once the level is located, award the higher or lower mark.</p> <p>The higher mark should be awarded where the level descriptor has been evidenced and all aspects of the communication statement (in italics) have been met.</p> <p>The lower mark should be awarded where the level descriptor has been evidenced but aspects of the communication statement (in italics) are missing.</p> <p>In summary:</p> <ul style="list-style-type: none"> • The science content determines the level. • The communication statement determines the mark within a level. 							
		<p>Level 3 (5–6 marks) Full and detailed comparison of the circulatory systems of a fish and mammal.</p> <p><i>There is a well-developed comparison including a range of features. The information presented is relevant and clearly explained.</i></p> <p>Level 2 (3–4 marks) Detailed comparison of the circulatory systems of a fish and mammal.</p> <p><i>There is a reasonable attempt at comparison including a small range of features. The information presented is mostly relevant and clearly explained.</i></p> <p>Level 1 (1–2 marks)</p>	<p>6</p> <p>Indicative scientific points may include... <i>As this is a comparison BOTH fish and mammals must be mentioned</i></p> <p><i>Similarities</i></p> <ul style="list-style-type: none"> • Both are closed systems / blood in blood vessels • Both have a heart • Both carry oxygen using haemoglobin • Both have arteries / veins / capillaries <p><i>Differences:</i></p> <table border="1" data-bbox="1370 1034 1989 1359"> <thead> <tr> <th data-bbox="1370 1034 1653 1082">Fish</th> <th data-bbox="1653 1034 1989 1082">Mammal</th> </tr> </thead> <tbody> <tr> <td data-bbox="1370 1082 1653 1225">Single circulation / blood through heart once</td> <td data-bbox="1653 1082 1989 1225">Double circulation / blood through heart twice Pulmonary and systemic circulations</td> </tr> <tr> <td data-bbox="1370 1225 1653 1359">One atrium and 1 ventricle / 2 chambers (in heart) / no septum in heart</td> <td data-bbox="1653 1225 1989 1359">Two atria and 2 ventricles / 4 chambers (in heart) / heart has a septum</td> </tr> </tbody> </table>	Fish	Mammal	Single circulation / blood through heart once	Double circulation / blood through heart twice Pulmonary and systemic circulations	One atrium and 1 ventricle / 2 chambers (in heart) / no septum in heart	Two atria and 2 ventricles / 4 chambers (in heart) / heart has a septum
Fish	Mammal								
Single circulation / blood through heart once	Double circulation / blood through heart twice Pulmonary and systemic circulations								
One atrium and 1 ventricle / 2 chambers (in heart) / no septum in heart	Two atria and 2 ventricles / 4 chambers (in heart) / heart has a septum								

		<p>Some correct comparison of the circulatory systems of a fish and mammal.</p> <p><i>The information is basic and communicated in an unstructured way. The information is supported by limited explanations which may be unclear.</i></p> <p>0 marks No response or no response worthy of credit.</p>		<table border="1"> <tr> <td data-bbox="1370 165 1655 336">Blood passes through 2 sets of capillaries (before returning to heart)</td> <td data-bbox="1655 165 1986 336">Blood passes through 1 set of capillaries (before returning to heart)</td> </tr> <tr> <td data-bbox="1370 336 1655 448">Blood pressure is lower (to organs)</td> <td data-bbox="1655 336 1986 448">Blood maintained at higher pressure</td> </tr> <tr> <td data-bbox="1370 448 1655 619"></td> <td data-bbox="1655 448 1986 619">2 circulations with different pressures / can have high pressure in systemic circulation</td> </tr> <tr> <td data-bbox="1370 619 1655 756">Less efficient at transporting / supplying oxygen to tissues</td> <td data-bbox="1655 619 1986 756">More efficient at transporting / supplying oxygen to tissues</td> </tr> <tr> <td data-bbox="1370 756 1655 952">(Fulfils needs) as fish are 'cold blooded' / have a low oxygen demand / low metabolic rate</td> <td data-bbox="1655 756 1986 952">(Fulfils needs) as mammals need to maintain a constant body temperature / have a high oxygen demand / high metabolic rate</td> </tr> </table>	Blood passes through 2 sets of capillaries (before returning to heart)	Blood passes through 1 set of capillaries (before returning to heart)	Blood pressure is lower (to organs)	Blood maintained at higher pressure		2 circulations with different pressures / can have high pressure in systemic circulation	Less efficient at transporting / supplying oxygen to tissues	More efficient at transporting / supplying oxygen to tissues	(Fulfils needs) as fish are 'cold blooded' / have a low oxygen demand / low metabolic rate	(Fulfils needs) as mammals need to maintain a constant body temperature / have a high oxygen demand / high metabolic rate
Blood passes through 2 sets of capillaries (before returning to heart)	Blood passes through 1 set of capillaries (before returning to heart)													
Blood pressure is lower (to organs)	Blood maintained at higher pressure													
	2 circulations with different pressures / can have high pressure in systemic circulation													
Less efficient at transporting / supplying oxygen to tissues	More efficient at transporting / supplying oxygen to tissues													
(Fulfils needs) as fish are 'cold blooded' / have a low oxygen demand / low metabolic rate	(Fulfils needs) as mammals need to maintain a constant body temperature / have a high oxygen demand / high metabolic rate													
(b)		<p>secreted into / travels in , blood ✓ binds to receptors on (skin) cell (surface) ✓</p> <p>detail of response inside cell(s) ✓</p>	2 max	<p>ALLOW transport medium / AW for blood ALLOW specific binding sites for receptors</p> <p>e.g. activates G protein e.g. causes formation of a secondary messenger e.g. enzyme / phosphorylation , cascade</p>										

	(c)	<p>carbon dioxide / CO_2 , forms , carbonic acid / H_2CO_3 OR carbonic acid / H_2CO_3 , dissociates into H^+ (and HCO_3^-) ✓</p> <p>haemocyanin , acts as a buffer / associates with (excess) H^+ ✓</p> <p>H^+ / low pH , causes change in (tertiary) structure of haemocyanin ✓</p>	2 max	<p>ALLOW hydrogen ions / H ions throughout for H^+ IGNORE cannot bind to oxygen / reduced affinity for oxygen IGNORE Bohr effect If 2 MPs awarded give max 1 if haemoglobin instead of haemocyanin written</p> <p>ALLOW equation e.g. $\text{CO}_2 (+ \text{H}_2\text{O}) \rightarrow \text{H}_2\text{CO}_3$ OR e.g. $\text{H}_2\text{CO}_3 \rightarrow \text{H}^+ (+ \text{HCO}_3^-)$ DO NOT ALLOW hydrogen / H atoms / molecules</p>
		Total	10	

Question		Answer	Marks	Guidance
19	(a)	<p>have , thin wall / valves , so will , distend / bulge ✓</p> <p>large lumen / wide , as contains , large volume of / slow-moving , blood ✓</p> <p>found closer to the , surface / skin , than arteries ✓</p>	3	ALLOW ORA e.g. arteries are found further away from surface than veins
	(b)	<p>1 (skin has) large surface area for absorption ✓</p> <p>2 (skin has) <u>many</u> / network of , capillaries ✓</p> <p>3 (steroids are) lipid-soluble / non-polar ✓</p> <p>4 (so) can cross phospholipid bilayer ✓</p> <p>5 muscles are close to the skin (surface) so short diffusion , pathway / distance ✓</p>	2 max	ALLOW can cross , cell surface / plasma , membranes

	(c)	(i)	(any number in range) 180 to 279 ✓✓✓	3	<p>ALLOW ANY number between 180 and 279 for 3 marks IGNORE +/-</p> <table border="1" data-bbox="1272 344 1904 504"> <thead> <tr> <th>Year</th> <th>% containing testosterone</th> <th>No of urine samples</th> <th>Number of positive tests</th> </tr> </thead> <tbody> <tr> <td>1988</td> <td>1.7</td> <td>46000</td> <td>782</td> </tr> <tr> <td>1991</td> <td>0.65</td> <td>85000</td> <td>553</td> </tr> </tbody> </table> <p>If incorrect response:</p> <p>ALLOW for 2 marks number testing positive in 1988 – number testing positive in 1991 e.g. 799 - 546 OR e.g. $(1.7 \div 100) \times 47000 - (0.65 \div 100) \times 84000$</p> <p>ALLOW for 1 mark Calculation of number of samples testing positive in EITHER 1988 or 1991 e.g. $(1.7 \div 100) \times 47000$ OR e.g. 1.7% of 46000</p> <p>ALLOW for % testosterone + / - 0.02% ALLOW for number of urine samples +/- 1000</p>	Year	% containing testosterone	No of urine samples	Number of positive tests	1988	1.7	46000	782	1991	0.65	85000	553
Year	% containing testosterone	No of urine samples	Number of positive tests														
1988	1.7	46000	782														
1991	0.65	85000	553														

		<p>Using a 'best-fit' approach based on the science content of the answer, first decide which set of level descriptors, Level 1, Level 2 or Level 3, best describes the overall quality of the answer using the guidelines described in the level descriptors in the mark scheme.</p> <p>Once the level is located, award the higher or lower mark.</p> <p>The higher mark should be awarded where the level descriptor has been evidenced and all aspects of the communication statement (in italics) have been met.</p> <p>The lower mark should be awarded where the level descriptor has been evidenced but aspects of the communication statement (in italics) are missing.</p> <p>In summary:</p> <ul style="list-style-type: none"> • The science content determines the level. • The communication statement determines the mark within a level. 		
(c)	(ii)*	<p>Level 3 (5–6 marks) Full and detailed evaluation including reference to factors that both support and contradict the statement, as well as reference to the issues of validity which affect the data.</p> <p><i>There is a well-developed argument including a good range of evidence. The information presented is relevant and clearly explained.</i></p> <p>Level 2 (3–4 marks) Detailed evaluation including reference to at least one factor that supports and one that does not support the statement.</p> <p><i>There is a reasonable attempt at evaluation including a small range of evidence. The information presented is mostly relevant and clearly explained.</i></p>	6	<p>Indicative scientific points may include...</p> <p><i>Evidence in support of the statement:</i></p> <ul style="list-style-type: none"> • General trend : reduction in % samples with testosterone from start to end of test • From 1988 to 1991, % samples with testosterone decreased as test numbers increased • Increase in number of tests carried out over time • More testing shows , more awareness / scrutiny / acts as deterrent <p><i>Evidence against the statement:</i></p> <ul style="list-style-type: none"> • From 1986 to 1988 there was an increase in % tests with testosterone / number of positive tests • Correlation does not show causation • More tests but more athletes competing • After 1991 / in 1992 and 1993 there was an increase in % tests with testosterone / number of positive tests • Fewer samples with testosterone is not the same as less incidence of abuse

		<p>Level 1 (1–2 marks) Evaluation is attempted including reference to a factor that supports or contradicts the statement, or refers to an issue of validity which affect the data.</p> <p><i>The information is basic and communicated in an unstructured way. The information is supported by limited evidence which may be unclear.</i></p> <p>0 marks No response or no response worthy of credit.</p>		<ul style="list-style-type: none"> • No clear pattern / trend in positive samples • From 1986 to 1994 the number of positive tests increases <p>Issues of validity with data:</p> <ul style="list-style-type: none"> • Only a limited / short time was studied or only valid for the time studied • Other steroids used and not detected • Other drugs mask testosterone levels • Testosterone levels may vary naturally in the population (AW) • No details provided for the method used / modern technology may have improved the sensitivity of the test over time • No detail of a control group • Security of testing / cheating / corruption / bribery • Not turning up for testing / times of testing • Reference to significance of data • No statistical tests / SD bars / range bars • Could be same sport being tested or different sports • Could be same athletes repeatedly tested or different athletes
		<p>Total</p>	<p>14</p>	

Question			Answer	Marks	Guidance
20	(a)	(i)	<p>1 contains non-protein groups ✓</p> <p>2 has <u>prosthetic</u> group ✓</p> <p>3 (prosthetic group) is , iron / Fe , ion ✓</p> <p>4 (prosthetic group) is attached by , covalent bonds / ionic interactions / hydrogen bonds ✓</p>	3 max	<p>ALLOW ions / molecules for groups</p> <p>ALLOW non-polypeptide for non-protein</p> <p>ALLOW Fe²⁺ / Fe³⁺ for iron ion</p> <p>e.g. has non-protein prosthetic group = 2 marks</p>
	(a)	(ii)	<p>1 proteins / contain polypeptide chain(s) ✓</p> <p>2 contain , cysteine / sulphur (atoms) ✓</p> <p>3 have prosthetic group(s) / are conjugated (proteins) ✓</p> <p>4 contain iron ions ✓</p>	2 max	<p>Mark as continuous prose</p> <p>IGNORE subunit</p> <p>IGNORE ref to structure / amino acids / bonds</p> <p>ALLOW two marks for conjugated protein</p>
	(a)	(iii)	<p>1 haemoglobin , is a <u>larger</u> molecule / has <u>greater</u> molecular mass / has more amino acids ✓</p> <p>2 haemoglobin has , quaternary structure / more than one polypeptide chain ✓</p> <p>3 haemoglobin has , more than one / four , prosthetic groups / iron ions ✓</p> <p>4 haemoglobin contains haem (groups) ✓</p>	2 max	<p>Mark as continuous prose</p> <p>ALLOW ORA for rubredoxin</p> <p>ALLOW longer polypeptide chain(s)</p> <p>IGNORE subunit</p> <p>ALLOW rubredoxin , does not have quaternary structure / <u>only</u> has one polypeptide chain</p> <p>ALLOW haemoglobin has , four / two alpha and two beta , polypeptide chains</p> <p>DO NOT ALLOW haemoglobin has , one / two / three , polypeptide chains</p> <p>ALLOW rubredoxin <u>only</u> has one prosthetic group</p> <p>ALLOW ORA for rubredoxin</p> <p>ALLOW haemoglobin doesn't contain sulphur in its , prosthetic group / haem</p>

	(b)	(i)	264 / 263.932 / 263.93 / 263.9 (nm ³) ✓✓✓	3	<p>ALLOW 2 max for the following if answer is incorrect</p> <p>1 mark for 9.04 x 10⁻⁴ x 4500</p> <p>1 mark for 268 - 4.068</p>
	(b)	(ii)	<p>hydrophobic regions / R groups , on inside (of molecule / protein)</p> <p>AND</p> <p>hydrophilic regions / R groups , on outside (of molecule / protein) ✓</p>	1	<p>BOTH required for one mark</p> <p>ALLOW e.g. hydrophobic regions point inwards and hydrophilic regions face outwards</p> <p>DO NOT ALLOW hydrophobic tails / hydrophilic heads</p>
			Total	11	

Question			Answer	Marks	Guidance												
21	(a)	(i)	<table border="1"> <thead> <tr> <th>Hormone produced</th> <th>Functions of hormone</th> </tr> </thead> <tbody> <tr> <td>adrenaline</td> <td>TWO functions from list in guidance</td> </tr> <tr> <td>noradrenaline</td> <td>increases heart rate, increases blood pressure, widens pupils.</td> </tr> <tr> <td>androgens</td> <td>help regulate sexual characteristics and cell growth.</td> </tr> <tr> <td>glucocorticoids / cortisol / corticosterone</td> <td>regulation of metabolism</td> </tr> <tr> <td style="text-align: center;">✓</td> <td style="text-align: center;">✓</td> </tr> </tbody> </table>	Hormone produced	Functions of hormone	adrenaline	TWO functions from list in guidance	noradrenaline	increases heart rate, increases blood pressure, widens pupils.	androgens	help regulate sexual characteristics and cell growth.	glucocorticoids / cortisol / corticosterone	regulation of metabolism	✓	✓	2	<p>1 mark per correct column</p> <p>ALLOW adrenaline for noradrenaline in column one</p> <p>ALLOW for functions any two of the following:</p> <ul style="list-style-type: none"> • increases heart rate • increases blood glucose concentration • increases blood flow to muscles • increases glycogenolysis • causes pupils to dilate • decreases blood flow to gut • increases blood pressure • dilation of bronchioles • increases air flow to alveoli • increases breathing rate
Hormone produced	Functions of hormone																
adrenaline	TWO functions from list in guidance																
noradrenaline	increases heart rate, increases blood pressure, widens pupils.																
androgens	help regulate sexual characteristics and cell growth.																
glucocorticoids / cortisol / corticosterone	regulation of metabolism																
✓	✓																
	(a)	(ii)	B AND (adrenal) medulla ✓	1	BOTH required for one mark												
	(b)	(i)	Z THEN X ✓ Y ✓	2	Order MUST be Z, X then Y for two marks												

	(b)	(ii)	large single peaks present ✓ small wavy line between peaks with at least three waves between any two peaks ✓	2	0 marks if just a wavy line drawn with no peaks
	(b)	(iii)	increased stroke volume / AW ✓ increased volume of ventricle (chamber) ✓ increased , thickness / strength , of heart <u>muscle</u> ✓	2	ALLOW myocardium for muscle
			Total	9	

Question		Answer	Marks	Guidance
22	(a)	<p>A RuBP / ribulose <u>bis</u>phosphate ✓ B triose phosphate / TP ✓ C fatty acid(s) ✓ D amino acid(s) ✓</p>	4	<p>Mark first response on each line IGNORE biphosphate</p> <p>IGNORE named fatty acids / triglycerides / fats IGNORE named amino acids ALLOW polypeptide / protein</p>
	(b)	(i)	3	<p>NOTE: 1 max for control variable IGNORE quoted figures ALLOW <i>P. pusillus</i> for pondweed</p> <p>ALLOW wavelength of light</p>
		<p><i>independent variable</i> temperature ✓</p> <p><i>dependent variable</i> <u>concentration</u> of oxygen ✓</p> <p><i>control variable</i></p> <p>species / type of pondweed OR <u>mass</u> of pondweed OR light intensity / distance of light source from beaker OR time in water bath / equilibration time / time intervals OR volume of (distilled) water OR <u>mass</u> of NaHCO₃ ✓</p>		
	(b)	(ii)	1 max	<p>IGNORE reference to equipment</p> <p>ALLOW <i>P. pusillus</i> for pondweed</p>
		<p>pH ✓ concentration of CO₂ ✓</p> <p>age of pondweed ✓ size / surface area / number , of leaves ✓</p>		

	(c)		<p>descriptions</p> <p>D1 increasing temperature increases , O₂ concentration / rate of photosynthesis ✓</p> <p>D2 at each temperature rate of , oxygen production / photosynthesis , is constant ✓</p> <p>explanations</p> <p>E1 oxygen is a product of , photosynthesis / photolysis / light-dependent reactions ✓</p> <p>E2 temperature acts as a <u>limiting factor</u> ✓</p> <p>E3 no other (named) factor was limiting ✓</p> <p>E4 increasing temperature increases , kinetic energy of molecules / rate of enzyme reactions ✓</p>	3 max	<p>ALLOW ORA for decreasing temperature</p> <p>2 max for explanations</p> <p>ALLOW e.g. light intensity / CO₂ concentration</p> <p>ALLOW e.g. increases , ESC / EPC , formation e.g. increases number of successful collisions</p> <p>ALLOW KE for kinetic energy</p> <p>ALLOW ORA for decreasing temperature</p>
	(d)	(i)	<p><i>accurate because:</i> does not require , photons / light energy ✓</p> <p><i>inaccurate because:</i> needs , ATP / reduced NADP , produced in light-dependent stage ✓</p>	2	<p>IGNORE can occur in the dark</p> <p>ALLOW variations of reduced NADP e.g.NADPH</p>
	(d)	(ii)	ribulose <u>bis</u> phosphate carboxylase / RuBisCO ✓	1	ALLOW RUBISCO / rubisco
	(e)	(i)	(auxin causes) apical dominance ✓	1	

	(e)	(ii)	rooting , powder / solutions ✓ micropropagation / tissue culture ✓ weed killers / herbicides ✓ production of seedless fruit ✓ preventing abscission ✓ promotes fruit ripening ✓	2 max	<p>List Rule If both prompt lines used and more than one response is on prompt line mark the first one on each line. If only one line used but there is more than one response listed mark the first two given.</p> <p>ALLOW rooting hormone IGNORE to take cuttings</p> <p>ALLOW parthenocarpy ALLOW prevents leaf / fruit , drop</p>
			Total	17	

OCR (Oxford Cambridge and RSA Examinations)
The Triangle Building
Shaftesbury Road
Cambridge
CB2 8EA

OCR Customer Contact Centre

Education and Learning

Telephone: 01223 553998

Facsimile: 01223 552627

Email: general.qualifications@ocr.org.uk

www.ocr.org.uk

For staff training purposes and as part of our quality assurance programme your call may be recorded or monitored

Oxford Cambridge and RSA Examinations
is a Company Limited by Guarantee
Registered in England
Registered Office; The Triangle Building, Shaftesbury Road, Cambridge, CB2 8EA
Registered Company Number: 3484466
OCR is an exempt Charity

OCR (Oxford Cambridge and RSA Examinations)
Head office
Telephone: 01223 552552
Facsimile: 01223 552553

© OCR 2019

