

**GCE**

**Chemistry A**

Unit **H432/02**: Synthesis and analytical techniques

Advanced GCE

**Mark Scheme for June 2018**

OCR (Oxford Cambridge and RSA) is a leading UK awarding body, providing a wide range of qualifications to meet the needs of candidates of all ages and abilities. OCR qualifications include AS/A Levels, Diplomas, GCSEs, Cambridge Nationals, Cambridge Technicals, Functional Skills, Key Skills, Entry Level qualifications, NVQs and vocational qualifications in areas such as IT, business, languages, teaching/training, administration and secretarial skills.

It is also responsible for developing new specifications to meet national requirements and the needs of students and teachers. OCR is a not-for-profit organisation; any surplus made is invested back into the establishment to help towards the development of qualifications and support, which keep pace with the changing needs of today's society.















This mark scheme is published as an aid to teachers and students, to indicate the requirements of the examination. It shows the basis on which marks were awarded by examiners. It does not indicate the details of the discussions which took place at an examiners' meeting before marking commenced.

All examiners are instructed that alternative correct answers and unexpected approaches in candidates' scripts must be given marks that fairly reflect the relevant knowledge and skills demonstrated.

Mark schemes should be read in conjunction with the published question papers and the report on the examination.

© OCR 2018

Annotations available in RM Assessor

Annotation	Meaning
	Correct response
	Incorrect response
	Omission mark
	Benefit of doubt given
	Contradiction
	Rounding error
	Error in number of significant figures
	Error carried forward
	Level 1
	Level 2
	Level 3
	Benefit of doubt not given
	Noted but no credit given
	Ignore

Abbreviations, annotations and conventions used in the detailed Mark Scheme (to include abbreviations and subject-specific conventions).

<b>Annotation</b>	<b>Meaning</b>
<b>DO NOT ALLOW</b>	Answers which are not worthy of credit
<b>IGNORE</b>	Statements which are irrelevant
<b>ALLOW</b>	Answers that can be accepted
( )	Words which are not essential to gain credit
—	Underlined words must be present in answer to score a mark
<b>ECF</b>	Error carried forward
<b>AW</b>	Alternative wording
<b>ORA</b>	Or reverse argument

**Subject-specific Marking Instructions****INTRODUCTION**

Your first task as an Examiner is to become thoroughly familiar with the material on which the examination depends. This material includes:

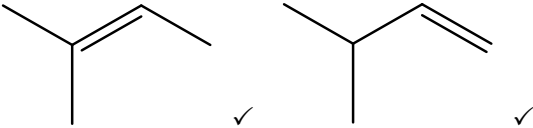
- the specification, especially the assessment objectives
- the question paper
- the mark scheme.

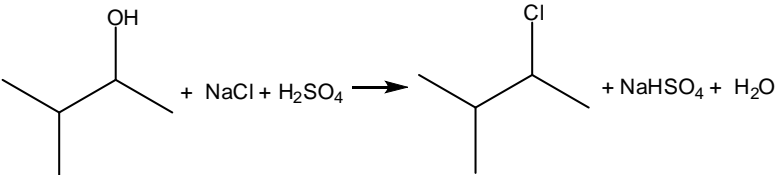
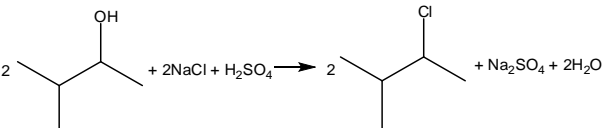
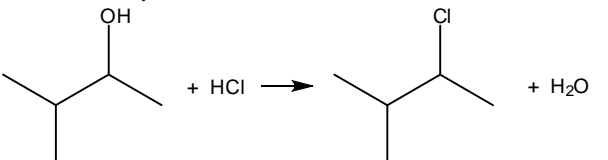
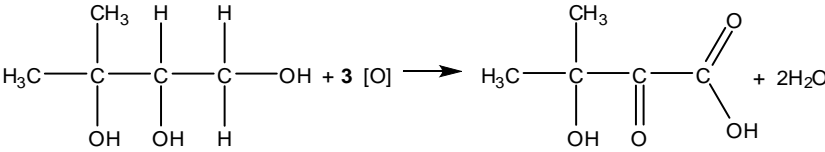
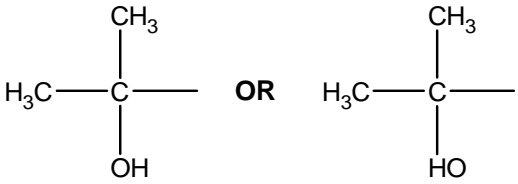
You should ensure that you have copies of these materials.

You should ensure also that you are familiar with the administrative procedures related to the marking process. These are set out in the OCR booklet **Instructions for Examiners**. If you are examining for the first time, please read carefully **Appendix 5 Introduction to Script Marking: Notes for New Examiners**.

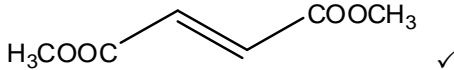
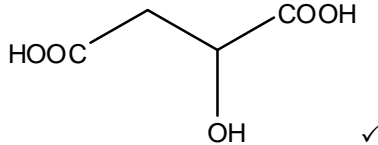
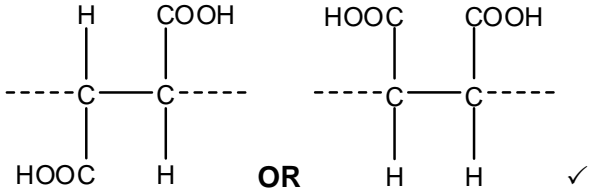
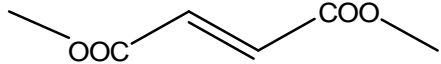
Please ask for help or guidance whenever you need it. Your first point of contact is your Team Leader.

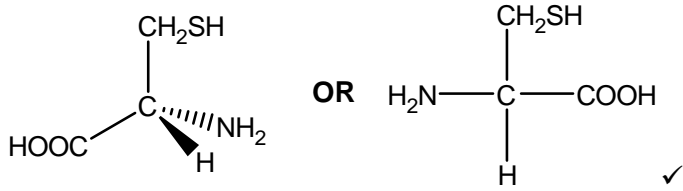

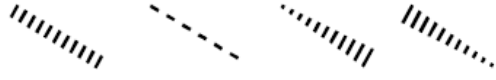
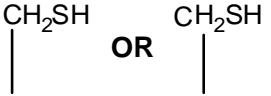
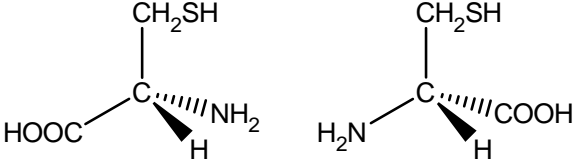
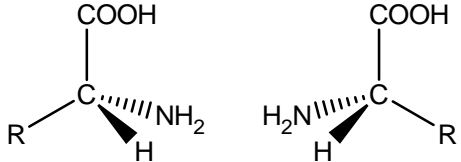
Question	Answer	Marks	Guidance
1	A	1	
2	C	1	
3	B	1	
4	C	1	
5	B	1	
6	B	1	<b>ALLOW 4</b> (This is the number of peaks in the NMR spectrum)
7	C	1	
8	D	1	
9	B	1	
10	C	1	
11	B	1	<b>ALLOW 2</b> (This is the number of straight chain isomers with a chiral C atom)
12	C	1	
13	A	1	
14	B	1	
15	B	1	
	<b>Total</b>	<b>15</b>	

Question			Answer	Marks	Guidance
16	(a)	(i)	3-methylbutan-2-ol ✓	1	<b>IGNORE</b> lack of hyphens or addition of commas <b>ALLOW</b> 3-methylbutane-2-ol <b>DO NOT ALLOW</b> <b>OR</b> 2-methylbutan-3-ol <b>OR</b> 3-methylbut-2-ol <b>OR</b> 3-methbutan-2-ol <b>OR</b> 3-methybutan-2-ol <b>OR</b> 3-methlybutan-2-ol
		(ii)	$(\text{CH}_3)_2\text{CHCHOHCH}_3$ ✓	1	<b>ALLOW</b> brackets around OH e.g. $(\text{CH}_3)_2\text{CHCH}(\text{OH})\text{CH}_3$ <b>ALLOW</b> any unambiguous structural formula e.g. $\text{CH}_3\text{CH}(\text{CH}_3)\text{CHOHCH}_3$ $\text{CH}_3\text{CH}(\text{CH}_3)\text{CH}(\text{CH}_3)\text{OH}$
		(iii)	One mark for each correct structure. 	2	<b>ALLOW</b> any combination of skeletal <b>OR</b> structural <b>OR</b> displayed formula as long as unambiguous <b>ALLOW</b> in either order

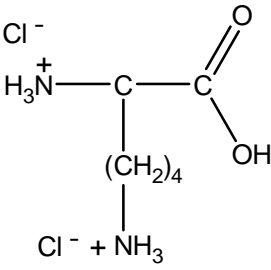
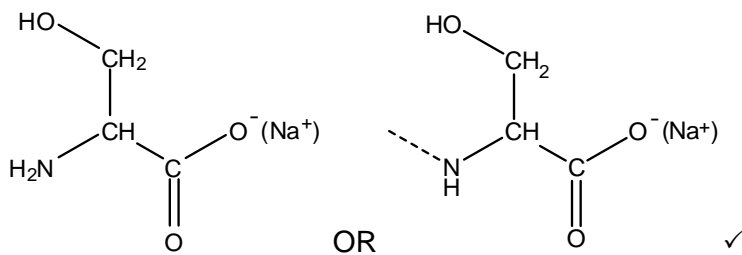
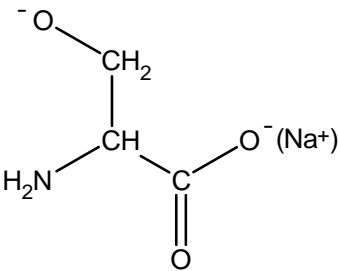
Question	Answer	Marks	Guidance
(iv)	 <p>Correct haloalkane ✓</p> <p>Correctly balanced equation ✓</p>	2	<p><b>ALLOW</b> any combination of skeletal <b>OR</b> structural <b>OR</b> displayed formula as long as unambiguous</p> <p><b>ALLOW</b> H<sup>+</sup> for H<sub>2</sub>SO<sub>4</sub></p> <p><b>ALLOW</b> equations forming Na<sub>2</sub>SO<sub>4</sub></p>  <p><b>ALLOW</b> equations with HCl</p>  <p><b>DO NOT ALLOW</b> equations that form NaOH</p>
(b)	 <p>Correct organic product ✓</p> <p>Rest of equation ✓</p>	2	<p><b>ALLOW</b> any combination of skeletal <b>OR</b> structural <b>OR</b> displayed formula as long as unambiguous</p> <p><b>ALLOW</b> any vertical bond to the tertiary OH group e.g. <b>ALLOW</b></p> 



Question	Answer	Marks	Guidance
(c)	<p data-bbox="394 296 882 325"><b>Product from excess CH<sub>3</sub>OH/H<sub>2</sub>SO<sub>4</sub></b></p>  <p data-bbox="394 667 770 695"><b>Product from steam, H<sub>3</sub>PO<sub>4</sub></b></p>  <p data-bbox="394 959 741 987"><b>Repeat unit of polymer C</b></p> 	3	<p data-bbox="1370 229 2024 325"><b>ALLOW</b> any combination of skeletal <b>OR</b> structural <b>OR</b> displayed formula as long as unambiguous e.g.</p>  <p data-bbox="1370 464 1861 493"><b>IGNORE</b> connectivity in each product</p> <p data-bbox="1370 533 2024 596"><b>ALLOW</b> the <i>E</i> or <i>Z</i> isomer as product from excess CH<sub>3</sub>OH/H<sub>2</sub>SO<sub>4</sub></p> <p data-bbox="1370 1007 1995 1070">'End bonds' <b>MUST</b> be shown (do not have to be dotted)</p> <p data-bbox="1370 1075 1610 1104"><b>IGNORE</b> brackets</p> <p data-bbox="1370 1109 1518 1137"><b>IGNORE</b> <i>n</i></p> <p data-bbox="1370 1142 2024 1206"><b>ALLOW</b> more than one repeat unit but has to be a whole number of repeat units</p>
	<b>Total</b>	<b>11</b>	


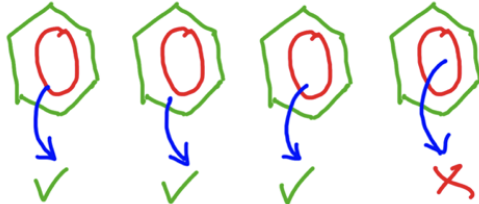
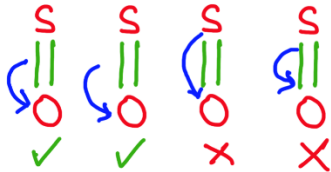
Question	Answer	Marks	Guidance
17 (a)	<p>Correct groups attached to chiral C of cysteine seen <b>once</b> e.g.</p>  <p>OR</p>  <p>Two <b>3D structures</b> of cysteine that are mirror images with correct connectivity in both ✓</p>	2	<p>Each structure must have four central bonds with <b>at least two wedges</b>. For bond into paper accept:</p>  <p><b>ALLOW</b> bond to any part of the CH<sub>2</sub> of the CH<sub>2</sub>SH group e.g. <b>ALLOW</b></p>  <p><b>ALLOW</b> two 3D structures with 2 groups swapped e.g.</p>  <p><b>IF</b> CH<sub>2</sub>SH is shown as 'R' <b>ALLOW</b> 1 mark for two 3D structures with correct connectivity that are mirror images e.g.</p> 

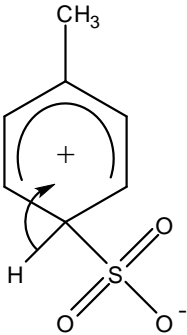
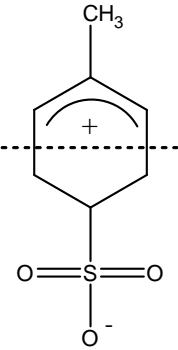
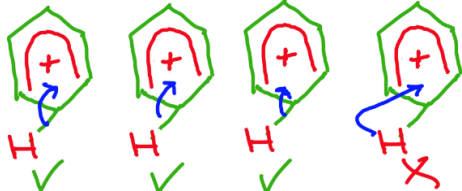
Question	Answer	Marks	Guidance
(b)	<p>Correct salt of lysine with both amine groups protonated</p> $  \begin{array}{c}  \text{Cl}^- \\    \\  \text{H}_3\text{N}^+ - \text{C} - \text{C} \begin{array}{l} \text{=O} \\ \text{OH} \end{array} \\    \\  (\text{CH}_2)_4 \\    \\  \text{Cl}^- + \text{NH}_3 \quad \checkmark \checkmark  \end{array}  $	2	<p><b>ALLOW</b> any combination of skeletal <b>OR</b> structural <b>OR</b> displayed formula as long as unambiguous</p> <p><b>Note:</b> <i>Cl</i> is <b>required</b> (question asks for salt)</p> <p><b>ALLOW</b> <math>\text{NH}_3\text{Cl}</math> <i>i.e.</i> charges <b>not</b> required</p> <p><b>ALLOW</b> 1 mark for</p> $  \begin{array}{ccc}  \begin{array}{c} \text{Cl}^- \\   \\ \text{H}_3\text{N}^+ - \text{C} - \text{C} \begin{array}{l} \text{=O} \\ \text{OH} \end{array} \\   \\ (\text{CH}_2)_4 \\   \\ \text{NH}_2 \end{array} & \text{OR} & \begin{array}{c} \text{H} \\   \\ \text{H}_2\text{N} - \text{C} - \text{C} \begin{array}{l} \text{=O} \\ \text{OH} \end{array} \\   \\ (\text{CH}_2)_4 \\   \\ \text{Cl}^- + \text{NH}_3 \end{array} \\  \text{OR} & & \\  \begin{array}{c} \text{H} \\   \\ \text{H}_3\text{N}^+ - \text{C} - \text{C} \begin{array}{l} \text{=O} \\ \text{OH} \end{array} \\   \\ (\text{CH}_2)_4 \\   \\ + \text{NH}_3 \end{array} & & \text{i.e. no Cl}  \end{array}  $ <p><b>IF</b> there is a small slip in the structure <b>ALLOW</b> 1 mark for diammonium salt e.g</p> $  \begin{array}{c}  \text{Cl}^- \\    \\  \text{H}_3\text{N}^+ - \text{C} - \text{C} \begin{array}{l} \text{=O} \\ \text{OH} \end{array} \\    \\  (\text{CH}_2) \\    \\  \text{Cl}^- + \text{NH}_3 \quad \text{(incorrect number of CH}_2 \text{ in R group)}  \end{array}  $

Question	Answer	Marks	Guidance
			<p><b>OR</b></p>  <p style="text-align: right;"><i>(H missing from <math>\alpha</math> C atom)</i></p>
(c)		3	<p><b>ALLOW</b> any combination of skeletal <b>OR</b> structural <b>OR</b> displayed formula as long as unambiguous</p> <p><b>IGNORE</b> <math>\text{NH}_3</math> (<i>question asks for organic products</i>)</p> <p><b>ALLOW</b> <math>\text{-COO}^-</math> <b>OR</b> <math>\text{-COONa}</math></p> <p><b>DO NOT ALLOW</b> negative charge on C atom  <b>DO NOT ALLOW</b> <math>\text{-COO-Na}</math> (covalent bond) <b>BUT</b>  <b>ALLOW ECF</b> if seen in subsequent structures</p> <p><b>DO NOT ALLOW</b> <math>\text{COOH}</math> in this structure  <b>DO NOT ALLOW</b> (sodium) salt of alcohol group  i.e.</p> 

Question	Answer	Marks	Guidance
	<p>i.e. one mark for each group hydrolysed</p>		<p><b>ALLOW</b> COOH groups in this structure i.e. award 2 marks for</p> <p><b>IGNORE</b> small slip in carbon chain</p>
	<b>Total</b>	<b>7</b>	

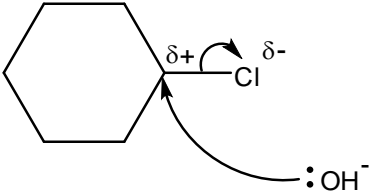
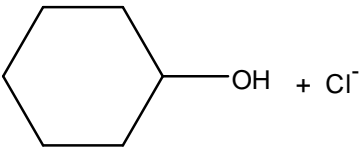
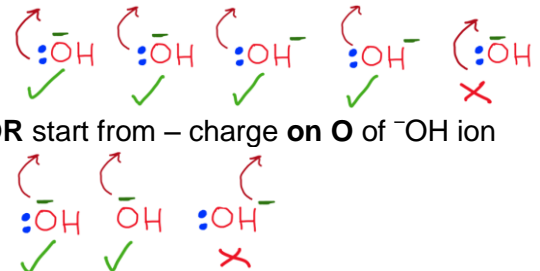
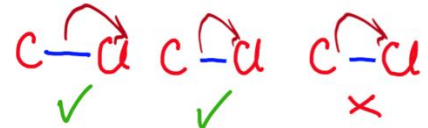
Question			Answer	Marks	Guidance
18	(a)	(i)	<p><b>Number of peaks</b> <span style="float: right;"><b>2 marks</b></span></p> <p>2-nitrophenol <b>AND</b> 3-nitrophenol have <b>six</b> peaks/environments/types of carbon ✓</p> <p>4-nitrophenol has <b>four</b> peaks/environments/types of carbon ✓</p> <p><b>Statement</b> <span style="float: right;"><b>1 mark</b></span></p> <p>4-nitrophenol can be distinguished  <b>OR</b>            2-nitrophenol and 3-nitrophenol cannot be distinguished ✓</p>	3	<p><b>IGNORE</b> any numbers shown on structures</p> <p><b>ALLOW</b> 1 mark only <b>IF</b> a response identifies that all the compounds have 6 peaks/environments/types of C  <b>OR</b> all the compounds have 4 peaks/environments/types of carbon</p> <p><b>IGNORE</b> chemical shifts</p> <p><b>DO NOT ALLOW ECF</b> from an incorrect number of peaks/environments/types of carbon</p>
		(ii)	<p>(In phenol) a (lone) pair of electrons on O is (partially) delocalised/donated into the <math>\pi</math>-system / ring ✓</p> <p>Electron density increases/is higher (than benzene) ✓  <b>ORA</b></p> <p>(phenol) is more susceptible to electrophilic attack  <b>OR</b>            (phenol) attracts/accepts electrophile/HNO<sub>3</sub> more  <b>OR</b>            (phenol) polarises electrophile/HNO<sub>3</sub> more ✓  <b>ORA</b></p>	3	<p><b>ALLOW</b> the electron pair in the p-orbitals of the O atom becomes part of the <math>\pi</math>-system / ring  <b>ALLOW</b> diagram to show movement of lone pair into ring  <b>ALLOW</b> lone pair of electrons on O is (partially) drawn/attracted/pulled/ into <math>\pi</math>-system / ring  <b>IGNORE</b> activating</p> <p><b>IGNORE</b> charge density  <b>IGNORE</b> electronegativity</p> <p><b>IGNORE</b> phenol reacts more readily (<i>no reference to electrophile</i>)</p> <p><b>ALLOW</b> NO<sub>2</sub><sup>+</sup> for electrophile</p>

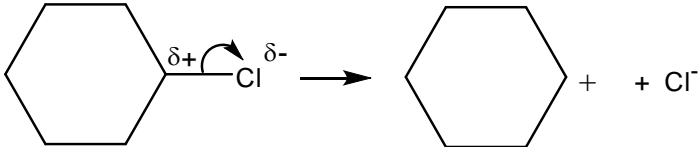
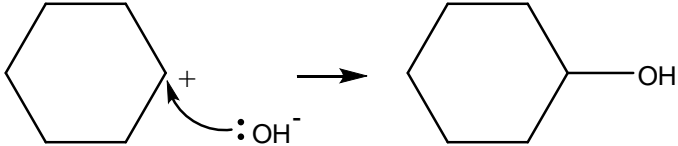
Question	Answer	Marks	Guidance
(b)	<p>Curly arrow from <math>\pi</math>-bond to S in <math>\text{SO}_3</math>  <b>AND</b>            curly arrow from the S=O bond to O atom ✓</p> 	3	<p><b>ANNOTATE WITH TICKS AND CROSSES</b></p> <p><b>NOTE:</b> curly arrows can be straight, snake-like, etc. but <b>NOT</b> double headed or half headed arrows</p> <p><b>1st curly arrow</b> must</p> <ul style="list-style-type: none"> <li>go to the S of <math>\text{SO}_3</math></li> </ul> <p><b>AND</b></p> <ul style="list-style-type: none"> <li>start from, <b>OR</b> close to <b>circle of benzene ring</b></li> </ul>  <p><b>2nd curly arrow</b> must start from, <b>OR</b> be traced back to, <b>any part of S=O bond</b> and go to O</p>  <p><b>ALLOW 2nd</b> curly arrow from S=O to any O in <math>\text{SO}_3</math></p> <p>Intermediate must have correct <math>\text{SO}_3^-</math> structure fully displayed</p>

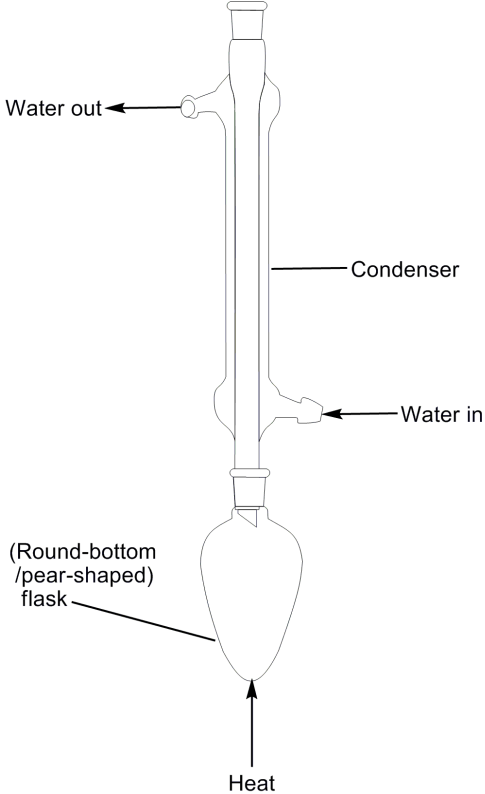
Question	Answer	Marks	Guidance
	<p>Correct intermediate ✓</p> <p>Curly arrow from C-H bond to reform <math>\pi</math>-ring ✓</p> 		<p><b>DO NOT ALLOW</b> the following intermediate:</p>  <p><math>\pi</math>-ring must cover more than half of the benzene ring structure <b>AND</b> the correct orientation, <i>i.e.</i> gap towards C with <math>\text{SO}_3^-</math></p> <p><b>ALLOW</b> + sign anywhere inside the 'hexagon' of the intermediate.</p> <p><b>DO NOT ALLOW</b> mark for intermediate if <math>\text{CH}_3</math> is missing</p> <p><b>curly arrow</b> must start from, <b>OR</b> be traced back to, <b>any part of C-H bond</b> and go inside the 'hexagon'</p> 
	<b>Total</b>	<b>9</b>	



Question		Answer	Marks	Guidance
19	(a)	<p>Links rate of reaction to strength of bond/bond enthalpy ✓</p> <p>e.g. the weaker the bond the faster the reaction stronger bond takes longer to break lower bond enthalpy reacts faster</p> <p>Correct comparison of rate of reaction for at least <b>two</b> C–Hal bonds e.g. C–F bond is hydrolysed <b>slowest</b> C–I bond is hydrolysed faster than C–Br C–Br has shorter reaction time than C–Cl</p> <p><b>OR</b></p> <p>Correct comparison of C–Hal bond strength/enthalpy of at least <b>two</b> of C–Hal bonds e.g. C–I bond is the <b>weakest</b> C–I has lower bond enthalpy than C–Br C–Br is broken more easily/readily than C–Cl C–Hal bond strength decreases down group (7) ✓</p>	2	<p><b>Each marking point must be a comparison</b></p> <p><b>IGNORE</b> references to halogens as elements: <i>i.e.</i> chlorine is less reactive than bromine etc.</p> <p><b>DO NOT ALLOW</b> chloride, bromide and iodide</p> <p><b>IGNORE</b> references to bond length, polarity and electronegativity</p>

Question	Answer	Marks	Guidance
(b)	<p>Curly arrow from HO<sup>-</sup> to carbon atom of C–Cl bond ✓</p> <p>Dipole shown on C–Cl bond, C<sup>δ+</sup> and Cl<sup>δ-</sup>  <b>AND</b>            curly arrow from C–Cl bond to Cl atom ✓</p>  <p><b>IGNORE</b> presence of Na<sup>+</sup> but OH<sup>-</sup> needed            i.e. Na<sup>+</sup>OH<sup>-</sup> can be allowed if criteria met</p> <hr/> <p>Correct organic product <b>AND</b> Cl<sup>-</sup> ✓</p>  <p><b>IGNORE</b> presence of Na<sup>+</sup> but Cl<sup>-</sup> needed            i.e. Na<sup>+</sup>Cl<sup>-</sup> can be allowed  <b>BUT</b> NaCl does <b>NOT</b> show Cl<sup>-</sup></p>	3	<p><b>ANNOTATE ANSWER TICKS AND CROSSES</b></p> <p><b>NOTE:</b> curly arrows can be straight, snake-like, etc. but <b>NOT</b> double headed or half headed arrows</p> <p><b>1st curly arrow</b> must</p> <ul style="list-style-type: none"> <li>go to the C of C–Cl</li> </ul> <p><b>AND</b></p> <ul style="list-style-type: none"> <li>start from, <b>OR</b> be traced back to <b>any point across width</b> of lone pair on O of OH<sup>-</sup></li> </ul>  <ul style="list-style-type: none"> <li><b>OR</b> start from – charge on O of <sup>-</sup>OH ion</li> </ul> <p>(Lone pair <b>NOT</b> needed if curly arrow shown from O<sup>-</sup>)</p> <p><b>2nd curly arrow</b> must start from, <b>OR</b> be traced back to, <b>any part of</b> C–Cl bond and go to Cl</p> 

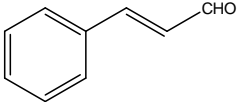
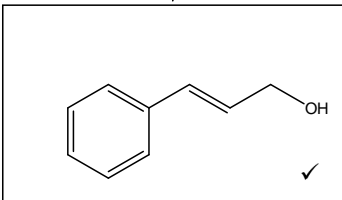
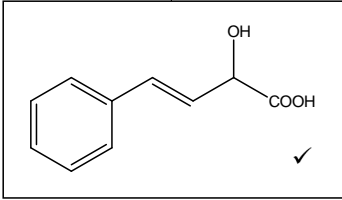
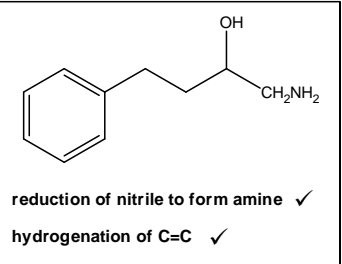
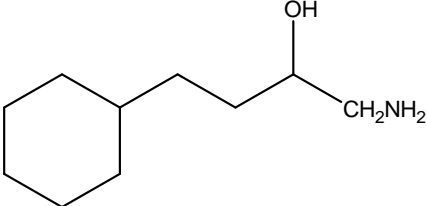
Question	Answer	Marks	Guidance
			<p>-----</p> <p><b>ALLOW</b> S<sub>N</sub>1 mechanism</p> <p><b>First mark</b> Dipole shown on C–Cl bond, C<sup>δ+</sup> and Cl<sup>δ-</sup>, <b>AND</b> curly arrow from C–Cl bond to Cl atom ✓</p>  <p><b>Second mark</b> Correct carbocation <b>AND</b> curly arrow from HO<sup>-</sup> to carbocation</p>  <p>Curly arrow must come from lone pair on O of HO<sup>-</sup> <b>OR</b> OH<sup>-</sup> <b>OR</b> from minus on O of HO<sup>-</sup> ion (no need to show lone pair if curly came from negative charge) ✓</p> <p><b>Third mark</b> Correct organic product <b>AND</b> Cl<sup>-</sup> ✓</p> <p>-----</p>

Question	Answer	Marks	Guidance
(c) (i)	<p><b>Diagram</b> Diagram showing round bottom/pear shaped flask <b>AND</b> upright condenser ✓</p>  <p>(Round-bottom /pear-shaped) flask</p> <p>Heat</p> <p>Water in</p> <p>Water out</p> <p>Condenser</p> <p><b>Labels</b> (Round-bottom/pear-shaped) flask <b>AND</b> condenser <b>AND</b> water in at bottom and out at top <b>AND</b> heat (source) ✓</p>	2	<p><b>DO NOT ALLOW</b> conical flask, volumetric flask, beaker in place of round bottom/pear shaped flask</p> <p><b>DO NOT ALLOW</b> distillation</p> <p><b>DO NOT ALLOW</b> stopper/bung on top of condenser</p> <p><b>IGNORE</b> a thermometer in condenser</p> <p><b>IGNORE</b> a small gap between flask and condenser</p> <p><b>ALLOW</b> diagram of heating apparatus as an alternative to heat label</p>

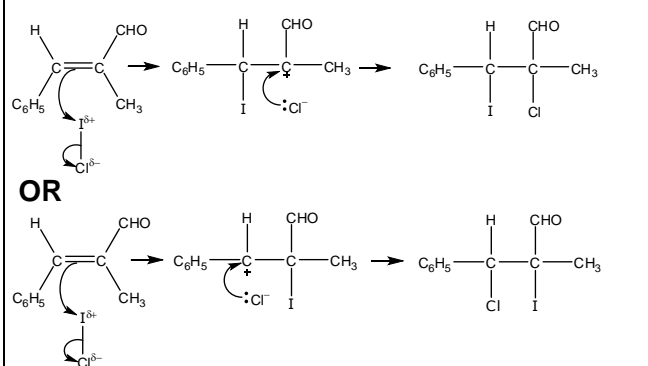


Question		Answer	Marks	Guidance		
20	(a)	<p>priority groups/atoms are on different/opposite sides ✓</p> <p>High(est) priority groups are C<sub>6</sub>H<sub>5</sub> <b>AND</b> CHO <b>OR</b> Lowest priority groups are H and CH<sub>3</sub> ✓</p>	2	<p><b>ALLOW</b> suitable alternatives to 'priority' e.g. groups with highest atomic number or more important groups etc.</p> <p><b>ALLOW</b> high priority groups are diagonal(ly across)</p> <p><b>IGNORE</b> references to relative mass of groups, <i>A<sub>r</sub></i>, <i>M<sub>r</sub></i>,</p> <p><b>ALLOW</b> identification by name e.g aldehyde for CHO phenyl/benzene group for C<sub>6</sub>H<sub>5</sub> alkyl for CH<sub>3</sub></p> <p><b>ALLOW</b> response in terms that O has higher priority than H in context of –CH<sub>3</sub> and –CHO</p> <p><b>IF</b> 'priority' is not mentioned <b>ALLOW</b> 1 mark for 'C<sub>6</sub>H<sub>5</sub> and CHO are on different sides' <b>OR</b> H and CH<sub>3</sub> are on different sides</p>		
	(b)	(i)		<p>Bromine/ Br<sub>2</sub> <b>AND</b> goes colourless/decolourised ✓</p>	1	<p><b>Note:</b> both reagent and observation are required</p> <p><b>ALLOW</b> bromine water/ Br<sub>2</sub>(aq)</p>
		(ii)		<p>Tollens' (reagent) <b>AND</b> Silver (mirror/precipitate/ppt/solid) ✓</p>	1	<p><b>Note:</b> both reagent and observation are required for the mark.</p> <p><b>ALLOW</b> ammoniacal silver nitrate <b>OR</b> Ag<sup>+</sup>/NH<sub>3</sub></p> <p><b>ALLOW</b> black ppt <b>OR</b> grey ppt</p>

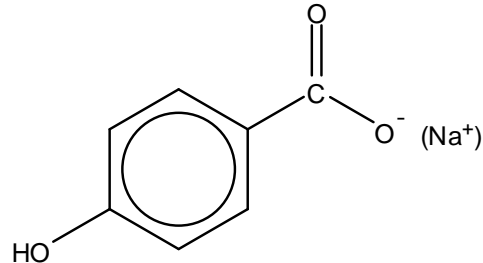
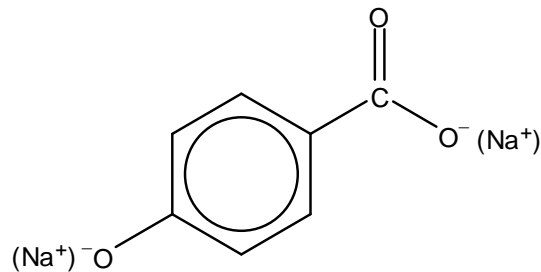
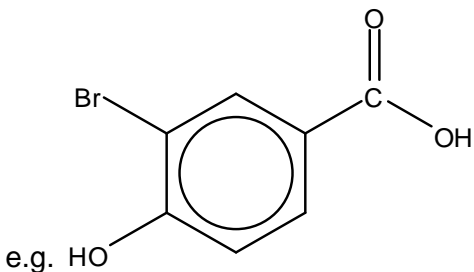
Question		Answer	Marks	Guidance
	(iii)	<p>(Add) 2,4-dinitrophenylhydrazine <b>AND</b> orange/yellow/red precipitate ✓</p> <p>Take melting point (of crystals) ✓</p> <p>Compare to known values/database ✓</p>	3	<p><b>ALLOW</b> errors in spelling  <b>ALLOW</b> 2,4(-)DNP <b>OR</b> 2,4(-)DNPH  <b>ALLOW</b> Brady's reagent or Brady's Test  <b>ALLOW</b> solid <b>OR</b> crystals <b>OR</b> ppt as alternatives for precipitate</p> <p><b>Mark second and third points independently of response for first marking point</b></p> <p><b>DO NOT ALLOW</b> 2<sup>nd</sup> and 3<sup>rd</sup> marks for taking and comparing boiling points <b>OR</b> chromatograms</p>

Question	Answer	Marks	Guidance
(c)	<p>Marks for each correct structure/reagent shown below</p> <div style="display: flex; flex-direction: column; align-items: center;"> <div style="display: flex; justify-content: space-around; width: 100%;"> <div style="text-align: center;">  <p>cinnamaldehyde</p> </div> <div style="text-align: center;"> <p>NaCN/H<sup>+</sup> ✓</p> </div> </div> <div style="display: flex; justify-content: space-around; width: 100%; margin-top: 10px;"> <div style="text-align: center;"> <p>NaBH<sub>4</sub></p> </div> <div style="text-align: center;"> <p>H<sup>+</sup>(aq)</p> </div> </div> <div style="display: flex; justify-content: space-around; width: 100%; margin-top: 10px;"> <div style="text-align: center;">  <p>✓</p> </div> <div style="text-align: center;">  <p>✓</p> </div> </div> <div style="display: flex; justify-content: center; width: 100%; margin-top: 10px;"> <p>excess H<sub>2</sub>/Ni</p> </div> <div style="text-align: center; margin-top: 10px;">  <p>reduction of nitrile to form amine ✓ hydrogenation of C=C ✓</p> </div> </div>	5	<p><b>ANNOTATE WITH TICKS AND CROSSES</b></p> <p><b>ALLOW</b> any combination of skeletal <b>OR</b> structural <b>OR</b> displayed formula as long as unambiguous</p> <p>For reaction with excess H<sub>2</sub>/Ni <b>IGNORE</b> hydrogenation of benzene ring i.e. the following structure scores two marks</p> <div style="text-align: center; margin: 10px 0;">  </div> <p><b>ALLOW</b> KCN/H<sup>+</sup> <b>ALLOW</b> HCN <b>ALLOW</b> H<sub>2</sub>SO<sub>4</sub> or HNO<sub>3</sub> or HCl for H<sup>+</sup></p>



Question	Answer	Marks	Guidance
(d)*	<p>Please refer to marking instructions on page 5 of mark scheme for guidance on how to mark this question.</p> <p><b>Level 3 (5–6 marks)</b> An outline of the mechanism for the formation of either product which is mostly correct. <b>AND</b> Major and minor products identified with a correct explanation of which product is most/least likely to be formed.</p> <p><i>There is a well-developed line of reasoning which is clear and logically structured. The information presented is relevant and substantiated.</i></p> <p><b>Level 2 (3–4 marks)</b> An outline of the mechanism for the formation of either product but with a few omissions/errors. <b>AND</b> Identifies major/minor product correctly <b>OR</b> Explanation of which product is most/least likely to be formed.</p> <p><i>There is a line of reasoning presented with some structure. The information presented is relevant and supported by some evidence.</i></p> <p><b>Level 1 (1–2 marks)</b> A basic outline of the mechanism for the formation of either product is attempted. <b>OR</b> Basic explanation of which of the products is most/least likely to be formed.</p> <p><i>There is an attempt at a logical structure with a line of reasoning. The information is in the most part relevant.</i></p>	6	<p><b>Please check all of page 23 which is included with this response. If this page is blank please annotate with SEEN</b></p> <p>Throughout: <b>ALLOW</b> correct structural <b>OR</b> displayed <b>OR</b> skeletal formulae <b>OR</b> a combination of above if unambiguous</p> <p><b>Indicative scientific points:</b></p> <p><b><u>Mechanism for formation of either product.</u></b></p> <ul style="list-style-type: none"> <li>• Curly arrow from C=C to attack the I atom of the I-Cl</li> <li>• Correct dipole on I-Cl</li> <li>• Curly arrow from I-Cl bond to Cl</li> <li>• Carbocation with full positive charge on carbon atom</li> <li>• Curly arrow from negative charge on Cl<sup>-</sup> or lone pair on Cl<sup>-</sup> to carbon atom with positive charge</li> </ul> 

Question	Answer	Marks	Guidance
	<p><b>0 marks</b>  <i>No response or no response worthy of credit.</i></p>		<p><b>Organic products</b></p> <ul style="list-style-type: none"> <li>Major/most likely product           <math display="block">  \begin{array}{c}  \text{H} \quad \text{CHO} \\    \quad   \\  \text{C}_6\text{H}_5 - \text{C} - \text{C} - \text{CH}_3 \\    \quad   \\  \text{I} \quad \text{Cl}  \end{array}  </math> </li> <li>Minor/least likely product           <math display="block">  \begin{array}{c}  \text{H} \quad \text{CHO} \\    \quad   \\  \text{C}_6\text{H}_5 - \text{C} - \text{C} - \text{CH}_3 \\    \quad   \\  \text{Cl} \quad \text{I}  \end{array}  </math> </li> <li>Major/most likely product is formed from the most stable carbocation intermediate  <b>OR</b> – Cl is attached to carbon atom with the least hydrogens attached  <b>OR</b> the carbon with the most –C atoms attached  <b>OR</b> the – I is attached to the carbon atom with most hydrogens attached         </li> </ul>
	<b>Total</b>	<b>18</b>	

Question		Answer	Marks	Guidance
21	(a)	<p data-bbox="371 264 674 296"><b>Product from Na<sub>2</sub>CO<sub>3</sub></b></p> <div data-bbox="371 320 896 584">  <p data-bbox="862 560 896 584">✓</p> </div> <hr data-bbox="371 616 1234 619"/> <p data-bbox="371 663 707 695"><b>Product from NaOH(aq)</b></p> <div data-bbox="371 735 931 1007">  <p data-bbox="898 983 931 1007">✓</p> </div> <hr data-bbox="371 1031 1234 1034"/> <p data-bbox="371 1078 618 1110"><b>Product from Br<sub>2</sub></b></p> <div data-bbox="371 1118 887 1390">  <p data-bbox="371 1358 483 1390">e.g. HO</p> <p data-bbox="853 1358 887 1382">✓</p> </div>	3	<p data-bbox="1458 233 2018 328"><b>ALLOW</b> any combination of skeletal <b>OR</b> structural <b>OR</b> displayed formula as long as unambiguous</p> <p data-bbox="1458 368 2051 464"><b>ALLOW</b> -COO<sup>-</sup> <b>OR</b> -COONa <b>DO NOT ALLOW</b> negative charge on C atom <b>DO NOT ALLOW</b> -COO-Na (covalent bond)</p> <p data-bbox="1458 504 2007 568"><b>IGNORE</b> connectivity of phenol OH group (marks are for correct conversions)</p> <p data-bbox="1458 671 1984 735"><b>ALLOW</b> 1 mark if top two structures are shown in wrong boxes</p> <p data-bbox="1458 1046 2029 1110"><b>ALLOW</b> substitution of any H from benzene ring</p> <p data-bbox="1458 1150 2040 1214"><b>ALLOW</b> multiple substitution, <i>i.e.</i> di-, tri- and tetrabromo products.</p> <p data-bbox="1458 1254 2007 1318"><b>IGNORE</b> connectivity of phenol OH group (marks are for correct conversions)</p>

Question	Answer	Marks	Guidance
(b)	<p>One mark for each correct structure/reagent as shown below</p> <p> <chem>O=C(O)c1cccc(O)c1</chem> <math>\xrightarrow{\text{SOCl}_2}</math> <chem>O=C(Cl)c1cccc(O)c1</chem>  <b>compound H</b> <span style="margin-left: 150px;">✓</span> <b>acyl chloride</b> <span style="margin-left: 10px;">✓</span> </p> <p> <math>\downarrow</math> </p> <p> <b>two repeat units of polymer I</b>      ester link ✓      rest of structure ✓   </p>	4	<p><b>ALLOW</b> any combination of skeletal <b>OR</b> structural <b>OR</b> displayed formula as long as unambiguous</p> <p><b>ALLOW</b> <math>\text{PCl}_5</math> <b>OR</b> <math>\text{PCl}_3</math> for reagent mark.  <b>IGNORE</b> references to temperature for reagent mark  <b>IGNORE</b> additional reagents shown with <math>\text{SOCl}_2/\text{PCl}_5/\text{PCl}_3</math> e.g. <math>\text{H}_2\text{O}</math>, <math>\text{AlCl}_3</math>, <math>\text{HCl}</math> etc.</p> <p><b>IGNORE</b> names (<i>question asks for structures of organic compounds and formula of reagent</i>)</p> <p><b>DO NOT ALLOW</b> more than two repeat units  <b>ALLOW</b> 1 mark for one correct repeat unit e.g.</p> <p>‘End bonds’ <b>MUST</b> be shown (do not have to be dotted)</p> <p><b>ALLOW</b> the ‘O’ at either end  i.e.</p> <p><b>IGNORE</b> brackets  <b>IGNORE</b> <math>n</math></p>

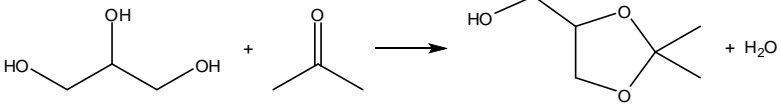
Question	Answer	Marks	Guidance
(c) (i)	<p><b>FIRST CHECK ANSWER ON ANSWER LINE</b>  <b>IF answer = <math>7.5 \times 10^{-4}</math> award 2 marks</b></p> <hr style="border-top: 1px dashed black;"/> <p><b>[K] in mol dm<sup>-3</sup></b>  <math>\frac{9.13 \times 10^{-2}}{166} = 5.50 \times 10^{-4} \text{ (mol dm}^{-3}\text{) } \checkmark</math></p> <p><b>[L] from peak areas</b>  <math>5.50 \times 10^{-4} \times \frac{5.9}{4.3}</math> <b>OR</b> <math>5.50 \times 10^{-4} \times 1.37 \dots</math>  <math>= 7.5 \times 10^{-4} \text{ (mol dm}^{-3}\text{) } \checkmark</math></p> <p><b>2 SF Required</b></p>	<b>2</b>	<p>If there is an alternative answer,  Apply ECF</p> <p><b>Alternative method</b></p> <p><b>[K] in g dm<sup>-3</sup> with peak area of 5.9</b>  <math>9.13 \times 10^{-2} \times \frac{5.9}{4.3}</math> <b>OR</b> <math>9.13 \times 10^{-2} \times 1.37</math>  <math>= 0.125</math> <b>OR</b> <math>0.13 \text{ (g dm}^{-3}\text{) } \checkmark</math>  Calculator: 0.125272093</p> <p><b>[L] in mol dm<sup>-3</sup></b>  <math>\frac{0.125}{166} = 7.5 \times 10^{-4}</math></p> <p><b>OR</b> <math>\frac{0.13}{166} = 7.8 \times 10^{-4} \text{ (mol dm}^{-3}\text{) } \checkmark</math></p> <hr style="border-top: 1px dashed black;"/> <p><b>Common errors:</b>  Award 1 mark for:</p> <ul style="list-style-type: none"> <li>• <math>0.099</math> (from <math>\frac{9.13 \times 10^{-2}}{166} \times 180</math>)</li> <li>• <math>6.9 \times 10^{-4}</math> (from <math>\frac{0.125}{180}</math>)</li> <li>• <math>7.2 \times 10^{-4}</math> (from <math>\frac{0.13}{180}</math>)</li> <li>• <math>7.0 \times 10^{-4}</math> (from <math>\frac{0.25272093}{180}</math>)</li> </ul>

Question	Answer	Marks	Guidance
(ii)	<p data-bbox="371 233 472 256"><b>ester J</b></p> <div data-bbox="591 268 1077 528"> </div> <p data-bbox="371 560 584 584"><b>esters L and M</b></p> <div data-bbox="378 600 965 863"> </div> <div data-bbox="378 906 936 1169"> </div>	<p data-bbox="1361 233 1395 256"><b>3</b></p> <p data-bbox="1267 528 1290 552">✓</p> <p data-bbox="976 839 999 863">✓</p> <p data-bbox="943 1142 965 1166">✓</p>	<p data-bbox="1458 233 2018 328"><b>ALLOW</b> any combination of skeletal <b>OR</b> structural <b>OR</b> displayed formula as long as unambiguous</p> <p data-bbox="1458 536 2018 568"><b>L</b> and <b>M</b> can be identified either way round</p> <p data-bbox="1458 600 2018 663"><b>IGNORE</b> 'C<sub>3</sub>H<sub>7</sub>' in <b>L</b> and/or <b>M</b> as ambiguous (<i>question requires structures</i>)</p> <p data-bbox="1458 703 2018 767"><b>IGNORE</b> connectivity of phenol OH group (<i>marks are for structures of alkyl groups</i>)</p>
	<b>Total</b>	<b>12</b>	

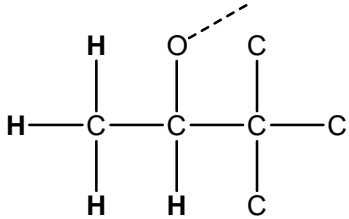
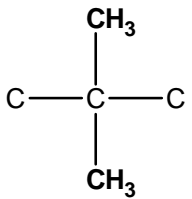
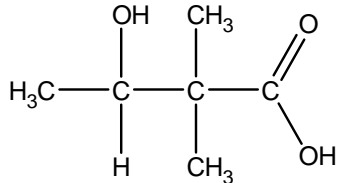
Question		Answer	Marks	Guidance
22	(a)	$C_7H_{16} + 7\frac{1}{2}O_2 \rightarrow 7CO + 8H_2O$ <b>OR</b> $C_7H_{16} + 4O_2 \rightarrow 7C + 8H_2O$ ✓	1	<b>ALLOW</b> multiples <b>IGNORE</b> state symbols <b>ALLOW</b> equations for incomplete combustion that give CO and/or C with CO <sub>2</sub> e.g $C_7H_{16} + 9O_2 \rightarrow 4CO + 3CO_2 + 8H_2O$ $C_7H_{16} + 6O_2 \rightarrow 4CO + 3C + 8H_2O$
	(b)	<p><b>Heptane compared to hexane</b>            heptane (has a longer chain so) has more points of contact / more surface interaction (between molecules) ✓</p> <p>heptane has stronger/more induced dipole(-dipole) interactions ✓</p> <p><b>Pentan-1-ol compared to heptane and/or hexane</b>            pentan-1-ol has hydrogen bonds that are strong(er than induced dipole-dipole interactions)  <b>OR</b>            (alcohols have) hydrogen bonds and induced dipole(-dipole) interactions/London forces ✓</p> <p><b>Energy required to break forces</b>            More energy is required to break induced dipole(-dipole) interactions in heptane than hexane  <b>OR</b>            More energy is required to break hydrogen bonds ✓</p>	4	<b>ANNOTATE WITH TICKS AND CROSSES</b> <b>ALLOW ORA</b> throughout  <b>ALLOW</b> heptane has more electrons  <b>IGNORE</b> IDID  <b>ALLOW</b> stronger/more London forces <b>IGNORE</b> van der Waals' forces/VDW for induced dipole-dipole interactions ( <i>ambiguous as this term refers to both permanent dipole-dipole interactions and induced dipole-dipole interactions</i> )  <b>IGNORE</b> 'pentan-1-ol can form hydrogen bonds with water'  <b>ALLOW</b> 'more energy to break intermolecular forces' if intermolecular forces are not stated.  <b>IGNORE</b> it is harder to break the intermolecular forces ( <i>no reference to energy</i> ) <b>IGNORE</b> more energy needed to separate molecules <b>IGNORE</b> more energy is needed to break bonds

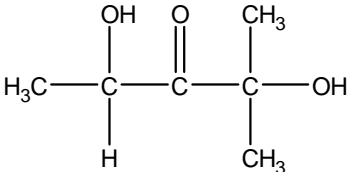
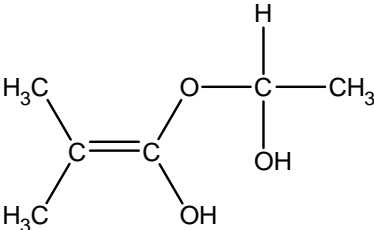
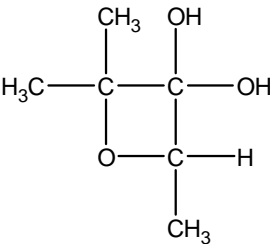
Question	Answer	Marks	Guidance
(c) (i)	<p><math>n(\text{CO}_2) = 2.97/44 = 0.0675 \text{ (mol)} \checkmark</math></p> <p><math>n(\text{H}_2\text{O}) = 1.62/18 = 0.0900 \text{ (mol)} \checkmark</math></p> <p><b>Ratio of C : H</b> 3 : 8 <math>\checkmark</math></p> <p><b>Molecular formula</b> <math>\text{C}_3\text{H}_8\text{O}_2 \checkmark</math></p> <p><b>Structure</b> any correct structure of <math>\text{C}_3\text{H}_8\text{O}_2 \checkmark</math></p> <p>e.g.</p> <pre>       H   H   H                 HO—C—C—C—OH                       H   H   H           </pre> <p><b>OR</b></p> <pre>       H       H       H                         H—C—O—C—O—C—H                               H       H       H           </pre> <p>etc</p>	5	<p>Consult your team leader if an alternative creditworthy approach is seen</p> <p><b>IGNORE</b> ratio of <math>\text{CO}_2</math> to <math>\text{H}_2\text{O}</math> is 3:4 <b>ALLOW</b> this mark from the correct molecular formula <b>OR</b> a correct structure if not shown in working</p> <p><b>DO NOT ALLOW</b> an incorrect molecular formula</p> <p>Mark independently from molecular formula but structure <b>MUST</b> contain 3C, 8H and 2O</p> <p><b>ALLOW</b> any combination of skeletal <b>OR</b> structural <b>OR</b> displayed formula as long as unambiguous</p> <p><b>ALLOW</b> any vertical bond to the OH group e.g. <b>ALLOW</b></p> <pre>                           OH         HO           </pre> <p><b>DO NOT ALLOW</b> OH-</p>



Question	Answer	Marks	Guidance
(c) (ii)	 <p>Carbonyl compound identified as propanone ✓</p> <p>Rest of equation ✓</p>	2	<b>ALLOW</b> any combination of skeletal <b>OR</b> structural <b>OR</b> displayed formula as long as unambiguous

Question	Answer	Marks	Guidance
(d)*	<p><i>Please refer to the marking instructions on page 5 of this mark scheme for guidance on how to mark this question.</i></p> <p><b>Level 3 (5–6 marks)</b> Compound is a structure of C<sub>6</sub>H<sub>12</sub>O<sub>3</sub> that is consistent with <b>splitting</b> pattern and <b>chemical shifts</b> in NMR spectrum. <b>AND</b> Comprehensive reasoning with most of the data analysed.</p> <p><i>There is a well-developed line of reasoning which is clear and logically structured. The information presented is relevant and substantiated.</i></p> <p><b>Level 2 (3–4 marks)</b> Compound has a feasible chemical structure that is consistent with the <b>splitting</b> pattern in NMR spectrum but may have incorrect molecular formula. <b>AND</b> Reasoning provided with some of the data analysed.</p> <p><i>There is a line of reasoning presented with some structure. The information presented is relevant and supported by some evidence.</i></p> <p><b>Level 1 (1–2 marks)</b> Correct determination of empirical formula and/or molecular formula. <b>OR</b> Analyses most of the NMR data. <b>OR</b> Attempts to determine empirical and/or molecular formula <b>AND</b> analyses some of the NMR data.</p> <p><i>There is an attempt at a logical structure with a line of reasoning. The information is in the most part relevant.</i></p>	6	<p><b>Indicative scientific points:</b></p> <p><b>Empirical and Molecular Formula</b></p> <ul style="list-style-type: none"> <li>• C : H : O = 54.54/12 : 9.10/1 : 36.36/16 4.545 : 9.10 : 2.273 2 : 4 : 1</li> <li>• Empirical formula = C<sub>2</sub>H<sub>4</sub>O</li> <li>• uses <math>m/z = 132.0</math> to determine molecular formula as C<sub>6</sub>H<sub>12</sub>O<sub>3</sub></li> </ul> <p><b><u><sup>1</sup>H NMR analysis</u></b></p> <p><b>Spectrum:</b></p> <ul style="list-style-type: none"> <li>• <math>\delta = 4.0</math> ppm, quartet, 1H, CH<sub>3</sub>–CH–O</li> <li>• <math>\delta = 1.3</math> ppm, singlet, 6H, (CH<sub>3</sub>)<sub>2</sub>–C</li> <li>• <math>\delta = 1.2</math> ppm, doublet, 3H, CH<sub>3</sub>–CH–</li> </ul> <p><b>Without D<sub>2</sub>O:</b></p> <ul style="list-style-type: none"> <li>• Peak at 11.0 ppm COOH or OH</li> <li>• peak at 3.6 ppm OH</li> </ul> <p><b>Note:</b> Data Sheet shows O-H chemical shift can occur around 11.0 ppm</p> <p><b><u>Structure</u></b></p> <p><b>ALLOW</b> any combination of skeletal <b>OR</b> structural <b>OR</b> displayed formula as long as unambiguous</p> <p>Contains</p>

Question	Answer	Marks	Guidance
	<p><b>0 marks</b> No response or no response worthy of credit.</p>		<ul style="list-style-type: none"> <li>region that gives doublet and quartet e.g.           <div style="text-align: center;">  </div> </li> <li>region that gives singlet e.g.           <div style="text-align: center;">  </div> </li> </ul> <p>Examples of structures consistent with splitting and chemical shift in NMR</p> <div style="text-align: center;">  </div>

Question	Answer	Marks	Guidance
			<p style="text-align: center;">  </p> <p style="text-align: center;">  </p> <p style="text-align: center;">  </p> <p><b>Note:</b> there may be other possible structures that are consistent with the splitting pattern and chemical shifts in NMR – if an alternative structure is seen, please contact your team leader</p>
	<b>Total</b>	<b>18</b>	

**OCR (Oxford Cambridge and RSA Examinations)**  
**The Triangle Building**  
**Shaftesbury Road**  
**Cambridge**  
**CB2 8EA**

**OCR Customer Contact Centre**

**Education and Learning**

Telephone: 01223 553998

Facsimile: 01223 552627

Email: [general.qualifications@ocr.org.uk](mailto:general.qualifications@ocr.org.uk)

[www.ocr.org.uk](http://www.ocr.org.uk)

For staff training purposes and as part of our quality assurance programme your call may be recorded or monitored

**Oxford Cambridge and RSA Examinations**  
is a Company Limited by Guarantee  
Registered in England  
Registered Office; The Triangle Building, Shaftesbury Road, Cambridge, CB2 8EA  
Registered Company Number: 3484466  
OCR is an exempt Charity

**OCR (Oxford Cambridge and RSA Examinations)**  
Head office  
Telephone: 01223 552552  
Facsimile: 01223 552553

© OCR 2018

