

Write your name here

Surname

Other names

Centre Number

Candidate Number

**Edexcel GCE**

**Chemistry**

**Advanced Subsidiary**

**Unit 3B: Chemistry Laboratory Skills I Alternative**

Monday 10 January 2011 – Afternoon

**Time: 1 hour 15 minutes**

Paper Reference

**6CH07/01**

**Candidates may use a calculator.**

Total Marks

### Instructions

- Use **black** ink or ball-point pen.
- **Fill in the boxes** at the top of this page with your name, centre number and candidate number.
- Answer **all** questions.
- Answer the questions in the spaces provided – *there may be more space than you need.*

### Information

- The total mark for this paper is 50.
- The marks for **each** question are shown in brackets – *use this as a guide as to how much time to spend on each question.*
- You will be assessed on your ability to organise and present information, ideas, descriptions and arguments clearly and logically, including your use of grammar, punctuation and spelling.
- A Periodic Table is printed on the back cover of this paper.

### Advice

- Read each question carefully before you start to answer it.
- Keep an eye on the time.
- Try to answer every question.
- Check your answers if you have time at the end.

Turn over ►

N37690A

©2011 Edexcel Limited.

3/3/e2



**edexcel**   
advancing learning, changing lives

Answer ALL the questions. Write your answers in the spaces provided.

- 1 (a) Compound **X** is a white crystalline solid that dissolves easily in water to form a clear, colourless solution. **X** contains one cation and one anion. Complete the table below.

(5)

	Test	Observation	Inference
(i)	Warm solid <b>X</b> with dilute ..... .....	A gas was evolved which turned damp red litmus paper blue.	Ammonia is formed so the ammonium ion is present.
(ii)	Add aqueous barium chloride to a solution of <b>X</b> .	..... .....	<b>X</b> contains either sulfite (sulfate(IV)) or ..... or .....
(iii)	Add dilute hydrochloric acid to the result of test (ii).	A gas was evolved which ..... ..... .....	Sulfite (sulfate(IV)) confirmed.

- (iv) Describe a further **chemical** test, not involving indicators, that you could use to confirm that ammonia is formed in part (i).

(2)

Test .....

Result .....

.....



(b) Compound **Y** is a white solid that contains one cation and one anion. Complete the table below.

(4)

	Test	Observation	Inference
(i)	Flame test	Brick red (yellow-red) flame.	The cation in <b>Y</b> is .....
(ii)	Gently heat a sample of <b>Y</b> in a test tube, testing any vapours evolved with cobalt chloride paper.	Vapour turned cobalt chloride paper from blue to .....	Water is produced. <b>Y</b> contains water of crystallization.
(iii)	Heat the sample of <b>Y</b> in the test tube.	Brown gas evolved.	Gas is ..... .....
(iv)	Continue to heat the sample of <b>Y</b> .	Gas reignited a glowing splint.	Gas is .....

(v) Identify, by name or formula, the anion in **Y**.

(1)

(vi) Give the formula of **Y** (one mole of **Y** contains one mole of water of crystallization).

(2)

(Total for Question 1 = 14 marks)



- 2 (a) The organic compounds propan-1-ol and propan-2-ol are isomers. Propan-1-ol has the structure  $\text{CH}_3\text{CH}_2\text{CH}_2\text{OH}$  and propan-2-ol has the structure  $(\text{CH}_3)_2\text{CHOH}$ .

Describe a test and its expected result to confirm the presence of the  $-\text{OH}$  group in propan-1-ol or propan-2-ol.

(2)

Test .....

Result .....

- (b) When propan-1-ol or propan-2-ol is heated to  $170^\circ\text{C}$  with concentrated sulfuric acid, propene is formed.

Name the type of reaction that has occurred in the reaction with sulfuric acid.  
Describe a test and its positive result to show the presence of the  $\text{C}=\text{C}$  bond in propene.

(3)

Type of reaction .....

Test .....

Result .....

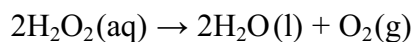
---

**(Total for Question 2 = 5 marks)**

---



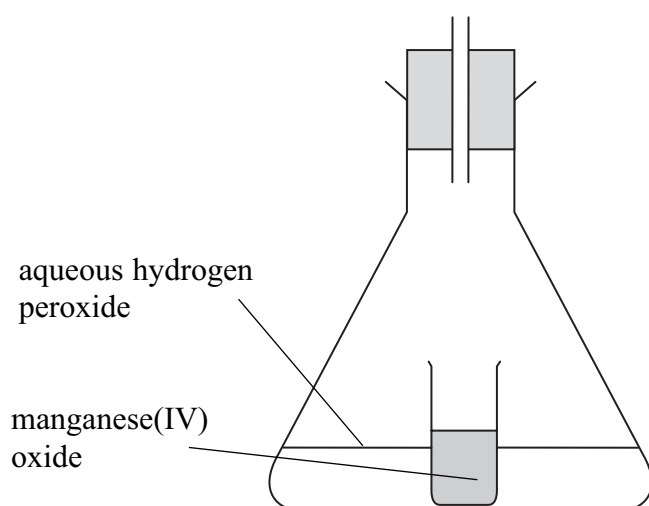
3 Aqueous hydrogen peroxide decomposes according to the following equation.



The decomposition is very slow under normal conditions but it is catalysed by a number of substances. The rate of the reaction using manganese(IV) oxide as the catalyst was investigated by measuring the volume of oxygen produced at various times as the reaction proceeded. Part of the apparatus used for the experiment is shown below. The manganese(IV) oxide was placed in the small glass container which was tipped over to start the reaction and a stop clock was started at the same time.

(a) Complete the diagram to show how the gas was collected **and** its volume measured.

(2)



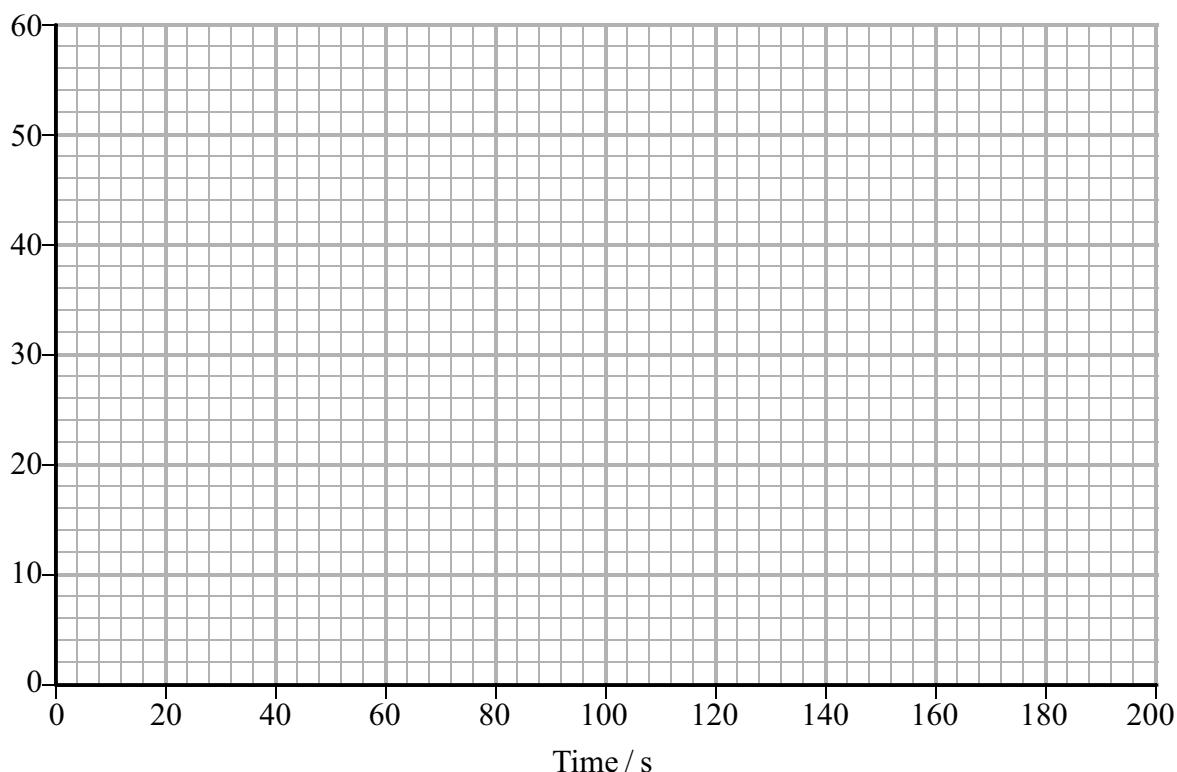
(b) In an experiment using 0.25 g of manganese(IV) oxide granules (small pieces) and 50 cm<sup>3</sup> of aqueous hydrogen peroxide of concentration 0.080 mol dm<sup>-3</sup>, the following results were obtained.

Time / s	0.0	20.0	30.0	40.0	60.0	80.0	100	120	150
Volume of O <sub>2</sub> / cm <sup>3</sup>	0	29	36	40	45	46	47	48	48

(i) Plot these results on the grid below and draw a best fit line through the points.

(3)

Volume of oxygen / cm<sup>3</sup>



(ii) The rate of reaction may be assumed to be approximately constant up to the first volume measurement (20.0 seconds in this experiment) and is called the initial rate. Use this approximation to calculate the initial rate of this reaction, giving your answer to **two** significant figures and stating the units.

(2)



(iii) In a second experiment, the manganese(IV) oxide granules were replaced by the same mass of the compound as a fine powder. The volume and concentration of the aqueous hydrogen peroxide were kept the same. On the grid in (b)(i), draw the line that you would expect to obtain in this experiment.

(2)

(iv) Explain any similarities in the lines you have drawn on the grid. Use the collision theory of reaction rates to explain any differences between the shapes of the lines.

(3)

.....

.....

.....

.....

.....

.....

(c) Catalysts are not used up during a reaction. Outline an experiment to demonstrate that the manganese(IV) oxide is not used up in the decomposition of hydrogen peroxide (practical details of the experiment are **not** required).

(4)

.....

.....

.....

.....

.....

.....


.....

.....

**(Total for Question 3 = 16 marks)**



4 Bromoethane may be prepared by reacting ethanol with bromine and red phosphorus.



**The steps of the experimental procedure are as follows.**

1. Measure 10.0 cm<sup>3</sup> of ethanol into a round-bottom flask.
2. Add 1.5 g of red phosphorus to the ethanol.
3. Pre-cool 5 cm<sup>3</sup> of liquid bromine in an ice bath, then slowly add it to the mixture of ethanol and red phosphorus, while cooling the flask under running water.
4. Gently reflux the mixture for about 10 minutes.
5. Rearrange the apparatus for distillation, immersing the receiver in ice-cold water and distil until no more bromoethane is formed.
6. Decant as much water as possible and then wash the product with dilute sodium carbonate solution and distilled water, decanting off the aqueous layer each time.
7. Transfer the washed product to a separating funnel and, from this, run off the organic layer into a small distillation flask.
8. Add anhydrous calcium chloride, stopper the flask and allow it to stand until the liquid turns clear.
9. Distil the bromoethane over a suitable temperature range, immersing the receiver in ice-cold water.

**Data**

Property	Ethanol	Bromoethane
Density / g cm <sup>-3</sup>	0.789	1.47
Molar mass / g mol <sup>-1</sup>	46.0	109
Boiling temperature / °C	78.4	38.4

(a) Suggest the apparatus most suitable for measuring the volume of ethanol to an accuracy of  $\pm 0.1 \text{ cm}^3$  (step 1).

(1)

(b) Explain why it is necessary to pre-cool the bromine (step 3).

(1)





(c) Suggest why it is also necessary to cool the mixture while adding the bromine (step 3).

(1)

---

(d) Draw a labelled diagram of the apparatus that you would use to heat the mixture under reflux (step 4).

(3)

(e) Suggest why, in both the distillations, the receiver is immersed in ice-cold water (steps 5 and 9).

(1)

---



(f) State the purpose of the following in this procedure:

(i) Washing the product with dilute sodium carbonate solution (step 6). (1)

---

(ii) Adding anhydrous calcium chloride to the organic layer (step 8). (1)

---

(g) Suggest a suitable temperature range for the collection of the product in the final distillation (step 9), giving the temperatures in whole numbers. (1)

From .....

To .....

(h) (i) Calculate the number of moles of ethanol used in the preparation. (1)

(ii) Given that one mole of ethanol forms one mole of bromoethane, calculate the maximum mass, in grams, of bromoethane that may be prepared using 10 cm<sup>3</sup> of ethanol. (1)



(iii) Using the procedure described, a student prepared 13.3 g of bromoethane.  
Calculate the percentage yield of bromoethane in this preparation.

(1)

(iv) Suggest why the yield is calculated in relation to the ethanol rather than the bromine.

(1)

.....

.....

.....

(v) Suggest **one** reason, other than volatility of the reactants or products, why the preparation does **not** produce a 100 % yield.

(1)

.....

.....

.....

---

(Total for Question 4 = 15 marks)

---

**TOTAL FOR PAPER = 50 MARKS**



# The Periodic Table of Elements

1	2	3	4	5	6	7	0 (8) (18)																																																																																																																									
		<table border="1"> <tr> <td>1.0</td> <td><b>H</b> hydrogen 1</td> </tr> </table>						1.0	<b>H</b> hydrogen 1																																																																																																																							
1.0	<b>H</b> hydrogen 1																																																																																																																															
<table border="1"> <tr> <td colspan="8"> <table border="1"> <tr> <td colspan="8">relative atomic mass</td> </tr> <tr> <td colspan="8">atomic symbol</td> </tr> <tr> <td colspan="8">name</td> </tr> <tr> <td colspan="8">atomic (proton) number</td> </tr> </table> </td> </tr> <tr> <td>(1)</td> <td>(2)</td> <td>(3)</td> <td>(4)</td> <td>(5)</td> <td>(6)</td> <td>(7)</td> <td>(8)</td> <td>(9)</td> <td>(10)</td> <td>(11)</td> <td>(12)</td> <td>(13)</td> <td>(14)</td> <td>(15)</td> <td>(16)</td> <td>(17)</td> <td>(18)</td> </tr> <tr> <td>6.9 <b>Li</b> lithium 3</td> <td>9.0 <b>Be</b> beryllium 4</td> <td>23.0 <b>Na</b> sodium 11</td> <td>24.3 <b>Mg</b> magnesium 12</td> <td>39.1 <b>K</b> potassium 19</td> <td>40.1 <b>Ca</b> calcium 20</td> <td>87.6 <b>Sr</b> strontium 37</td> <td>88.9 <b>Y</b> yttrium 39</td> <td>138.9 <b>Ba</b> barium 56</td> <td>137.3 <b>Ra</b> radium 88</td> <td>223 <b>Fr</b> francium 87</td> <td>226 <b>Ra</b> radium 88</td> <td>227 <b>Ac*</b> actinium 89</td> <td>[261] <b>Rf</b> rutherfordium 104</td> <td>[262] <b>Db</b> dubnium 105</td> <td>[266] <b>Sg</b> seaborgium 106</td> <td>[264] <b>Bh</b> bohrium 107</td> <td>[277] <b>Hs</b> hassium 108</td> <td>[268] <b>Mt</b> meitnerium 109</td> <td>[271] <b>Ds</b> darmstadtium 110</td> <td>[272] <b>Rg</b> roentgenium 111</td> <td>204.4 <b>Tl</b> thallium 81</td> <td>207.2 <b>Pb</b> lead 82</td> <td>209.0 <b>Bi</b> bismuth 83</td> <td>[209] <b>Po</b> polonium 84</td> <td>[210] <b>At</b> astatine 85</td> <td>[222] <b>Rn</b> radon 86</td> </tr> <tr> <td>10.8 <b>B</b> boron 5</td> <td>12.0 <b>C</b> carbon 6</td> <td>27.0 <b>Al</b> aluminium 13</td> <td>28.1 <b>Si</b> silicon 14</td> <td>31.0 <b>P</b> phosphorus 15</td> <td>32.1 <b>S</b> sulfur 16</td> <td>35.5 <b>Cl</b> chlorine 17</td> <td>39.9 <b>Ar</b> argon 18</td> <td>69.7 <b>Ga</b> gallium 31</td> <td>72.6 <b>Ge</b> germanium 32</td> <td>74.9 <b>As</b> arsenic 33</td> <td>79.0 <b>Se</b> selenium 34</td> <td>79.9 <b>Br</b> bromine 35</td> <td>83.8 <b>Kr</b> krypton 36</td> <td>114.8 <b>In</b> indium 49</td> <td>118.7 <b>Sn</b> tin 50</td> <td>121.8 <b>Sb</b> antimony 51</td> <td>127.6 <b>Te</b> tellurium 52</td> <td>126.9 <b>I</b> iodine 53</td> <td>131.3 <b>Xe</b> xenon 54</td> <td>197.0 <b>Au</b> gold 79</td> <td>195.1 <b>Pt</b> platinum 78</td> <td>192.2 <b>Ir</b> iridium 77</td> <td>191.2 <b>Pd</b> palladium 46</td> <td>106.4 <b>Rh</b> rhodium 45</td> <td>101.1 <b>Ru</b> ruthenium 44</td> <td>55.8 <b>Fe</b> iron 26</td> <td>58.9 <b>Co</b> cobalt 27</td> <td>58.7 <b>Ni</b> nickel 28</td> <td>63.5 <b>Cu</b> copper 29</td> <td>65.4 <b>Zn</b> zinc 30</td> <td>112.4 <b>Cd</b> cadmium 48</td> <td>112.4 <b>Cd</b> cadmium 48</td> <td>127.6 <b>Te</b> tellurium 52</td> <td>126.9 <b>I</b> iodine 53</td> <td>131.3 <b>Xe</b> xenon 54</td> </tr> </table>								<table border="1"> <tr> <td colspan="8">relative atomic mass</td> </tr> <tr> <td colspan="8">atomic symbol</td> </tr> <tr> <td colspan="8">name</td> </tr> <tr> <td colspan="8">atomic (proton) number</td> </tr> </table>								relative atomic mass								atomic symbol								name								atomic (proton) number								(1)	(2)	(3)	(4)	(5)	(6)	(7)	(8)	(9)	(10)	(11)	(12)	(13)	(14)	(15)	(16)	(17)	(18)	6.9 <b>Li</b> lithium 3	9.0 <b>Be</b> beryllium 4	23.0 <b>Na</b> sodium 11	24.3 <b>Mg</b> magnesium 12	39.1 <b>K</b> potassium 19	40.1 <b>Ca</b> calcium 20	87.6 <b>Sr</b> strontium 37	88.9 <b>Y</b> yttrium 39	138.9 <b>Ba</b> barium 56	137.3 <b>Ra</b> radium 88	223 <b>Fr</b> francium 87	226 <b>Ra</b> radium 88	227 <b>Ac*</b> actinium 89	[261] <b>Rf</b> rutherfordium 104	[262] <b>Db</b> dubnium 105	[266] <b>Sg</b> seaborgium 106	[264] <b>Bh</b> bohrium 107	[277] <b>Hs</b> hassium 108	[268] <b>Mt</b> meitnerium 109	[271] <b>Ds</b> darmstadtium 110	[272] <b>Rg</b> roentgenium 111	204.4 <b>Tl</b> thallium 81	207.2 <b>Pb</b> lead 82	209.0 <b>Bi</b> bismuth 83	[209] <b>Po</b> polonium 84	[210] <b>At</b> astatine 85	[222] <b>Rn</b> radon 86	10.8 <b>B</b> boron 5	12.0 <b>C</b> carbon 6	27.0 <b>Al</b> aluminium 13	28.1 <b>Si</b> silicon 14	31.0 <b>P</b> phosphorus 15	32.1 <b>S</b> sulfur 16	35.5 <b>Cl</b> chlorine 17	39.9 <b>Ar</b> argon 18	69.7 <b>Ga</b> gallium 31	72.6 <b>Ge</b> germanium 32	74.9 <b>As</b> arsenic 33	79.0 <b>Se</b> selenium 34	79.9 <b>Br</b> bromine 35	83.8 <b>Kr</b> krypton 36	114.8 <b>In</b> indium 49	118.7 <b>Sn</b> tin 50	121.8 <b>Sb</b> antimony 51	127.6 <b>Te</b> tellurium 52	126.9 <b>I</b> iodine 53	131.3 <b>Xe</b> xenon 54	197.0 <b>Au</b> gold 79	195.1 <b>Pt</b> platinum 78	192.2 <b>Ir</b> iridium 77	191.2 <b>Pd</b> palladium 46	106.4 <b>Rh</b> rhodium 45	101.1 <b>Ru</b> ruthenium 44	55.8 <b>Fe</b> iron 26	58.9 <b>Co</b> cobalt 27	58.7 <b>Ni</b> nickel 28	63.5 <b>Cu</b> copper 29	65.4 <b>Zn</b> zinc 30	112.4 <b>Cd</b> cadmium 48	112.4 <b>Cd</b> cadmium 48	127.6 <b>Te</b> tellurium 52	126.9 <b>I</b> iodine 53	131.3 <b>Xe</b> xenon 54
<table border="1"> <tr> <td colspan="8">relative atomic mass</td> </tr> <tr> <td colspan="8">atomic symbol</td> </tr> <tr> <td colspan="8">name</td> </tr> <tr> <td colspan="8">atomic (proton) number</td> </tr> </table>								relative atomic mass								atomic symbol								name								atomic (proton) number																																																																																																
relative atomic mass																																																																																																																																
atomic symbol																																																																																																																																
name																																																																																																																																
atomic (proton) number																																																																																																																																
(1)	(2)	(3)	(4)	(5)	(6)	(7)	(8)	(9)	(10)	(11)	(12)	(13)	(14)	(15)	(16)	(17)	(18)																																																																																																															
6.9 <b>Li</b> lithium 3	9.0 <b>Be</b> beryllium 4	23.0 <b>Na</b> sodium 11	24.3 <b>Mg</b> magnesium 12	39.1 <b>K</b> potassium 19	40.1 <b>Ca</b> calcium 20	87.6 <b>Sr</b> strontium 37	88.9 <b>Y</b> yttrium 39	138.9 <b>Ba</b> barium 56	137.3 <b>Ra</b> radium 88	223 <b>Fr</b> francium 87	226 <b>Ra</b> radium 88	227 <b>Ac*</b> actinium 89	[261] <b>Rf</b> rutherfordium 104	[262] <b>Db</b> dubnium 105	[266] <b>Sg</b> seaborgium 106	[264] <b>Bh</b> bohrium 107	[277] <b>Hs</b> hassium 108	[268] <b>Mt</b> meitnerium 109	[271] <b>Ds</b> darmstadtium 110	[272] <b>Rg</b> roentgenium 111	204.4 <b>Tl</b> thallium 81	207.2 <b>Pb</b> lead 82	209.0 <b>Bi</b> bismuth 83	[209] <b>Po</b> polonium 84	[210] <b>At</b> astatine 85	[222] <b>Rn</b> radon 86																																																																																																						
10.8 <b>B</b> boron 5	12.0 <b>C</b> carbon 6	27.0 <b>Al</b> aluminium 13	28.1 <b>Si</b> silicon 14	31.0 <b>P</b> phosphorus 15	32.1 <b>S</b> sulfur 16	35.5 <b>Cl</b> chlorine 17	39.9 <b>Ar</b> argon 18	69.7 <b>Ga</b> gallium 31	72.6 <b>Ge</b> germanium 32	74.9 <b>As</b> arsenic 33	79.0 <b>Se</b> selenium 34	79.9 <b>Br</b> bromine 35	83.8 <b>Kr</b> krypton 36	114.8 <b>In</b> indium 49	118.7 <b>Sn</b> tin 50	121.8 <b>Sb</b> antimony 51	127.6 <b>Te</b> tellurium 52	126.9 <b>I</b> iodine 53	131.3 <b>Xe</b> xenon 54	197.0 <b>Au</b> gold 79	195.1 <b>Pt</b> platinum 78	192.2 <b>Ir</b> iridium 77	191.2 <b>Pd</b> palladium 46	106.4 <b>Rh</b> rhodium 45	101.1 <b>Ru</b> ruthenium 44	55.8 <b>Fe</b> iron 26	58.9 <b>Co</b> cobalt 27	58.7 <b>Ni</b> nickel 28	63.5 <b>Cu</b> copper 29	65.4 <b>Zn</b> zinc 30	112.4 <b>Cd</b> cadmium 48	112.4 <b>Cd</b> cadmium 48	127.6 <b>Te</b> tellurium 52	126.9 <b>I</b> iodine 53	131.3 <b>Xe</b> xenon 54																																																																																													

Elements with atomic numbers 112-116 have been reported but not fully authenticated

\* Lanthanide series

\* Actinide series

140 <b>Ce</b> cerium 58	141 <b>Pr</b> praseodymium 59	144 <b>Nd</b> neodymium 60	147 <b>Pm</b> promethium 61	150 <b>Sm</b> samarium 62	152 <b>Eu</b> europium 63	157 <b>Gd</b> gadolinium 64	159 <b>Tb</b> terbium 65	163 <b>Dy</b> dysprosium 66	165 <b>Ho</b> holmium 67	167 <b>Er</b> erbium 68	169 <b>Tm</b> thulium 69	173 <b>Yb</b> ytterbium 70	175 <b>Lu</b> lutetium 71
232 <b>Th</b> thorium 90	[231] <b>Pa</b> protactinium 91	238 <b>U</b> uranium 92	[237] <b>Np</b> neptunium 93	[242] <b>Pu</b> plutonium 94	[243] <b>Am</b> americium 95	[247] <b>Cm</b> curium 96	[245] <b>Bk</b> berkelium 97	[251] <b>Cf</b> californium 98	[254] <b>Es</b> einsteinium 99	[253] <b>Fm</b> fermium 100	[256] <b>Md</b> mendelevium 101	[254] <b>No</b> nobelium 102	[257] <b>Lr</b> lawrencium 103

