
CHEMISTRY

9701/41

Paper 4 A Level Structured Questions

October/November 2017

MARK SCHEME

Maximum Mark: 100

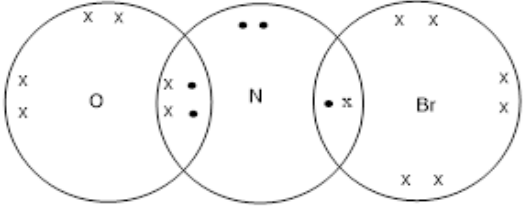
Published

This mark scheme is published as an aid to teachers and candidates, to indicate the requirements of the examination. It shows the basis on which Examiners were instructed to award marks. It does not indicate the details of the discussions that took place at an Examiners' meeting before marking began, which would have considered the acceptability of alternative answers.

Mark schemes should be read in conjunction with the question paper and the Principal Examiner Report for Teachers.

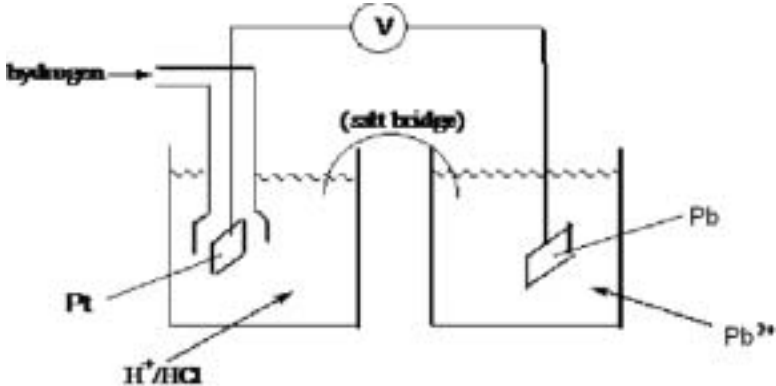
Cambridge International will not enter into discussions about these mark schemes.

Cambridge International is publishing the mark schemes for the October/November 2017 series for most Cambridge IGCSE[®], Cambridge International A and AS Level components and some Cambridge O Level components.

Question	Answer	Marks
1(a)	N +2 to +3 (and oxidised)	1
	Br ₂ /Br 0 to –1 (and reduced)	1
1(b)		
	3 bonding pairs around N (in a structure involving NOBr)	1
	rest of molecule correct	1
1(c)(i)	the power to which a concentration of a reactant is raised in the rate equation	1
1(c)(ii)	using expt. 2 and 3 a = 2 or [NO] 2nd order and conc × 3 rate × 9 or $6.1 \times 10^{-2} / 6.8 \times 10^{-3} = (0.09 / 0.03)^a$	1
	using expt. 1 and 2 b = 1 or [Br ₂] 1 st order and conc × 2 rate × 2 or $6.8 \times 10^{-3} / 3.4 \times 10^{-3} = (0.04 / 0.02)^b$	1
(c)(iii)	initial rate = 0.16(32)	1
1(c)(iv)	$(0.0034 = k(0.03)^2(0.02))$ k = 188.9	1
	mol ⁻² dm ⁶ s ⁻¹	1
1(c)(v)	k decreases (as rate decreases)	1

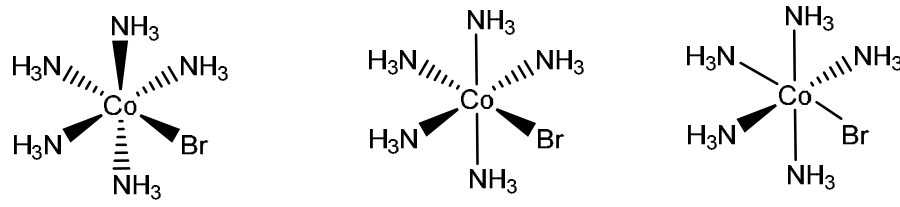
Question	Answer	Marks
1(d)	$m = 2$ and $n = 0$	1

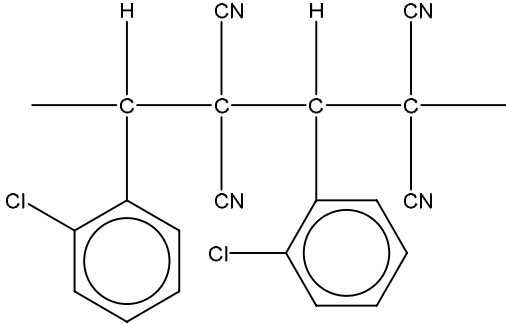
Question	Answer	Marks
2(a)	it / solubility decreases down the group and K_{sp} decreases	1
2(b)(i)	$MgCO_3(s) \rightleftharpoons Mg^{2+}(aq) + CO_3^{2-}(aq)$	1
2(b)(ii)	(white) solid appears / precipitation (of $MgCO_3$)	1
	as $[CO_3^{2-}]$ increases shifting equilibrium to the LHS (precipitating out $MgCO_3$)	1
2(c)	solubility = $\sqrt{1.0 \times 10^{-5}} = 3.16 \times 10^{-3} \text{ mol dm}^{-3}$	1
	solubility = $3.2 \times 10^{-3} \times 84.3 = 0.27 \text{ g dm}^{-3}$	1
2(d)(i)	Mg^{2+} ion is smaller than Ba^{2+} ion or ionic radii increase down group ora	1
	(Mg^{2+}) distorts / polarises / the anion / nitrate group / nitrate ion / $NO_3^{(1)-}$ / NO_3 ion more easily (than Ba^{2+}) ora	1
2(d)(ii)	$Ba(NO_3)_2 \rightarrow BaO + 2NO_2 + \frac{1}{2}O_2$	1
2(d)(iii)	$BaO + H_2O \rightarrow Ba(OH)_2$	1
	$Ba(OH)_2 + H_2SO_4 \rightarrow BaSO_4 + 2H_2O$	1

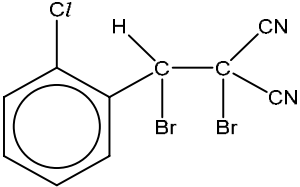
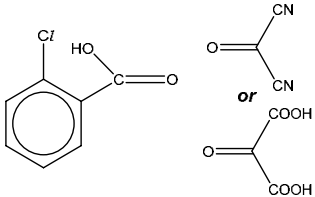
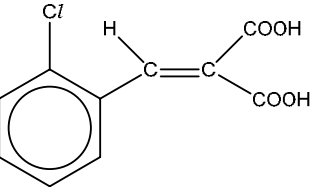
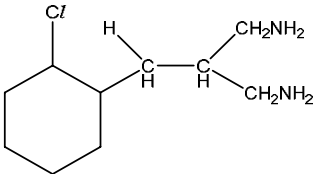
Question	Answer	Marks
3(a)	the potential difference between two half-cells / two electrodes (in a cell)	1
	under standard conditions of 1 atm., 298 K, (all) solutions being 1 mol dm ⁻³	1
3(b)(i)	 <p>8 marking points, any 2 points for each mark</p> <p>H₂ / hydrogen correct delivery system for H₂ Pb²⁺ (aq) Pb electrode Pt electrode H⁺(aq) solution salt bridge voltmeter/V labelled</p>	4
3(b)(ii)	more negative	1
	shifts Pb ²⁺ (+ 2e ⁻) ⇌ Pb equilibrium / reaction to the left	1

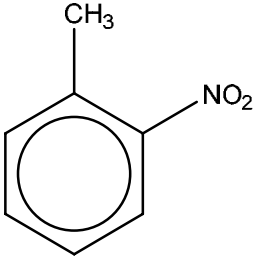
Question	Answer	Marks
3(c)(i)	$Q = 0.4 \times 80 \times 60 = \mathbf{1920\ C}$ and use of 96500 / 193000 Moles of Pb = $1920 / 193000 = 9.95 \times 10^{-3}$ Mass of Pb = $207.2 \times 9.95 \times 10^{-3} = \mathbf{2.1\ g}$ OR $Q = 0.4 \times 80 \times 60 = \mathbf{1920\ C}$ and use of $1.6 \times 10^{-19} / 1.2 \times 10^{22}$ atoms Pb = 6×10^{21} ; moles of Pb = $6 \times 10^{21} / 6 \times 10^{23} = 0.01$ Mass of Pb = $207.2 \times 0.01 = \mathbf{2.1\ g}$	2
3(c)(ii)	$\text{PbO}_2(\text{s}) + \text{SO}_4^{2-}(\text{aq}) + \mathbf{4\ H^+} + \mathbf{2\ e^-} \rightarrow \text{PbSO}_4(\text{s}) + \mathbf{2\ H_2O}$	1
3(d)	reagents / PbO_2 / H_2SO_4 and used up / concentration decreases	1
	as fuel / hydrogen is being continuously supplied / fuel has not run out	1

Question	Answer	Marks
4(a)	density is higher and melting point is higher	1
	(density) due to A_r being larger and smaller atomic radii or (Co) atoms / ions heavier and smaller	1
	(melting point) due to stronger attraction to cations as more delocalised electrons	1
4(b)	(a molecule or ion) formed by a central metal atom / ion surrounded by (one or more) ligands	1
4(c)(i)	same number and type of <u>atoms</u> and different structural formula	1


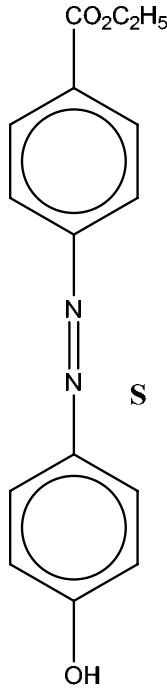
Question	Answer	Marks															
4(c)(ii)	octahedral AND 3D structure of $[\text{Co}(\text{NH}_3)_5\text{Br}]^{2+}$ e.g. <div style="display: flex; justify-content: space-around; align-items: center; margin-top: 10px;">  </div>	1															
4(c)(iii)	co-ordinate / dative covalent	1															
4(c)(iv)	+3 for both	1															
4(d)	(HNO ₃) Ag ⁺ / AgNO ₃ cream(–yellow) ppt. (of AgBr) and no reaction / white ppt. for other isomer	1															
	Ba(OH) ₂ / Ba ²⁺ (aq) / BaCl ₂ / Ba(NO ₃) ₂ white ppt. (of BaSO ₄) and no reaction for other isomer	1															
4(e)	(d-d) energy gap / ΔE is different	1															
	absorb different wavelength / frequency (of light)	1															
4(f)	<table border="1" style="width: 100%; border-collapse: collapse;"> <thead> <tr> <th style="width: 50%;"></th> <th style="width: 25%;">heterogeneous</th> <th style="width: 25%;">homogeneous</th> </tr> </thead> <tbody> <tr> <td>Fe in the Haber process</td> <td style="text-align: center;">✓</td> <td></td> </tr> <tr> <td>Fe²⁺ in the I⁻ / S₂O₈²⁻ reaction</td> <td></td> <td style="text-align: center;">✓</td> </tr> <tr> <td>NO₂ in the oxidation of SO₂</td> <td></td> <td style="text-align: center;">✓</td> </tr> <tr> <td>V₂O₅ in the Contact process</td> <td style="text-align: center;">✓</td> <td></td> </tr> </tbody> </table>		heterogeneous	homogeneous	Fe in the Haber process	✓		Fe ²⁺ in the I ⁻ / S ₂ O ₈ ²⁻ reaction		✓	NO ₂ in the oxidation of SO ₂		✓	V ₂ O ₅ in the Contact process	✓		2
	heterogeneous	homogeneous															
Fe in the Haber process	✓																
Fe ²⁺ in the I ⁻ / S ₂ O ₈ ²⁻ reaction		✓															
NO ₂ in the oxidation of SO ₂		✓															
V ₂ O ₅ in the Contact process	✓																

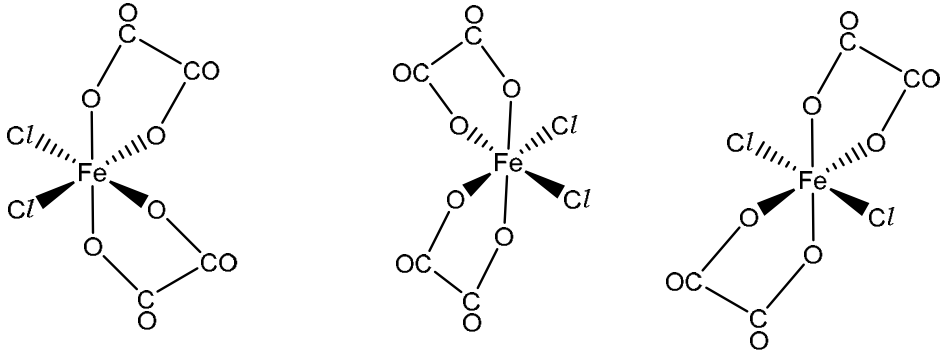
Question	Answer	Marks
5(a)	nitrile; alkene; chloro; benzene / arene	2
5(b)		1
	addition (polymerisation)	1

Question	Answer			Marks
5(c)	reagent	structure of product	type of organic reaction	8
	excess Br ₂ (aq)	 <p style="text-align: right;">[1]</p>	(electrophilic) addition	
	excess hot, conc. MnO ₄ ⁻ (aq)	 <p style="text-align: center;">[1] + [1]</p>	oxidation	
	excess hot, aqueous HCl	 <p style="text-align: right;">[1]</p>	hydrolysis	
	excess H ₂ /Pt catalyst	 <p>both CH₂NH₂ formed [1] both arene and alkene reduced [1]</p>	reduction / hydrogenation	
		structures [6]	2 correct for 1 mark total [2]	

Question	Answer	Marks
6(a)(i)		1
6(a)(ii)	$\text{HNO}_3 + 2\text{H}_2\text{SO}_4 \rightarrow \text{H}_3\text{O}^+ + \text{NO}_2^+ + 2\text{HSO}_4^-$	1
6(a)(iii)	<p>any three from:</p> <p>Point 1: bonds/electrons are partially delocalised in T or delocalised / π system / π bonding extends over only five carbons</p> <p>Point 2: four π-electrons in the (delocalised system of T) or methylbenzene has (two) more π-electrons / (two) more delocalised electrons</p> <p>Point 3: contains a carbon that is sp^3 hybridised in T or (all the) carbons are sp^2 hybridised in methylbenzene</p> <p>Point 4: one carbon has a bond angle of 109.5° / tetrahedral (in T) or (C-C) bond strengths / lengths are not all the same or not all the bond angles are 120° (in T)</p>	3
6(b)(i)	4-aminobenzoic acid	1
6(b)(ii)	<p>step 1 Sn + HCl [1] concentrated / reflux / heat [1] step 2 CH_3COCl [1] step 3 KMnO_4 / manganate(VII) / MnO_4^- (acidified / alkaline) and heat [1] step 4 aqueous HCl and heat [1] step 5 ethanol, H_2SO_4, concentrated / reflux / heat [1]</p>	6

Question	Answer	Marks																				
6(c)	<p>(benzocaine) is less (basic than ethylamine) AND lone pair (on N) is less available to accept a proton / H⁺</p> <p>since (lone pair on N) is delocalised over the ring or phenyl ring is electron withdrawing group</p> <p>OR ethylamine is more basic (than benzocaine) AND lone pair (on N) is more available to accept a proton / H⁺</p> <p>since ethyl/alkyl group is electron-donating group</p>	2																				
6(d)(i)	7 peaks	1																				
6(d)(ii)	CDCl ₃ will produce no signal in the spectrum or CHCl ₃ would produce a signal / would be detected	1																				
6(d)(iii)	<table border="1" data-bbox="512 791 1760 1179"> <thead> <tr> <th data-bbox="512 791 667 908">δ/ppm</th> <th data-bbox="667 791 1158 908">group responsible for the peak</th> <th data-bbox="1158 791 1458 908">number of H atoms responsible for the peak</th> <th data-bbox="1458 791 1760 908">splitting pattern</th> </tr> </thead> <tbody> <tr> <td data-bbox="512 908 667 960">1.2</td> <td data-bbox="667 908 1158 960">CH₍₃₎</td> <td data-bbox="1158 908 1458 960">3</td> <td data-bbox="1458 908 1760 960">triplet</td> </tr> <tr> <td data-bbox="512 960 667 1043">3.5</td> <td data-bbox="667 960 1158 1043">CH₍₂₎O</td> <td data-bbox="1158 960 1458 1043">2</td> <td data-bbox="1458 960 1760 1043">quartet</td> </tr> <tr> <td data-bbox="512 1043 667 1096">5.5</td> <td data-bbox="667 1043 1158 1096">NH₂</td> <td data-bbox="1158 1043 1458 1096">2</td> <td data-bbox="1458 1043 1760 1096">singlet (broad)</td> </tr> <tr> <td data-bbox="512 1096 667 1179">7.1–7.4</td> <td data-bbox="667 1096 1158 1179">H attached to aromatic / benzene ring</td> <td data-bbox="1158 1096 1458 1179">4</td> <td data-bbox="1458 1096 1760 1179"><i>multiplet</i></td> </tr> </tbody> </table>	δ/ppm	group responsible for the peak	number of H atoms responsible for the peak	splitting pattern	1.2	CH ₍₃₎	3	triplet	3.5	CH ₍₂₎ O	2	quartet	5.5	NH ₂	2	singlet (broad)	7.1–7.4	H attached to aromatic / benzene ring	4	<i>multiplet</i>	4
δ/ppm	group responsible for the peak	number of H atoms responsible for the peak	splitting pattern																			
1.2	CH ₍₃₎	3	triplet																			
3.5	CH ₍₂₎ O	2	quartet																			
5.5	NH ₂	2	singlet (broad)																			
7.1–7.4	H attached to aromatic / benzene ring	4	<i>multiplet</i>																			
6(d)(iv)	neighbouring / adjacent carbon atom has two protons / H (attached to it) or there is an adjacent CH ₂ (O) group	1																				
6(d)(v)	peak at 5.5 / NH ₂ peak will disappear and NH ₂ / protons exchange / swap with deuterium	1																				

Question	Answer	Marks
6(e)(i)	$\text{NaNO}_2 + \text{HCl}$ <i>or</i> HNO_2	1
6(e)(ii)	<div style="display: flex; justify-content: space-around; align-items: center;"> <div style="text-align: center;">  <p>R</p> </div> <div style="text-align: center;">  <p>S</p> </div> </div>	
	structure of diazonium salt R	1
	structure of azo dye S	1

Question	Answer	Marks
7(a)	Fe atom = $(1s^2 2s^2 2p^6) 3s^2 3p^6 3d^6 4s^2$ Fe ³⁺ ion = $(1s^2 2s^2 2p^6) 3s^2 3p^6 3d^5$	1
7(b)	$([H^+]^2 = 8.9 \times 10^{-4} \times 0.25 \text{ or } 2.225 \times 10^{-4})$ $[H^+] = 0.0149$	1
	pH = $-\log(0.0149) = 1.83$	1
7(c)(i)	$(K_{\text{stab}}$ is) the equilibrium constant for the formation of a complex (ion) (in a solvent from its constituent ions / molecules)	1
7(c)(ii)	$[\text{Fe}(\text{H}_2\text{O})_5\text{F}]^{2+}$ and $[\text{Hg}(\text{H}_2\text{O})_5\text{Cl}]^+$	1
7(d)	$K_{\text{stab}} = \frac{[\text{Fe}(\text{ed})_2\text{Cl}_2^{3-}]}{[\text{Fe}(\text{H}_2\text{O})_4\text{Cl}_2^+][\text{ed}]^2}$	1
	$\text{mol}^{-2} \text{dm}^6$	1
7(e)(i)	 <p style="text-align: center;">cis cis trans</p>	3

Question	Answer	Marks
7(e)(ii)	any cis isomer and the trans isomer identified	1
7(e)(iii)	both correct cis isomers identified	1
7(e)(iv)	trans isomer identified	1